

Hurl Documentation

Version 7.0.0 - 28-07-2025

Table of Contents

- [Introduction](#)
 - [What's Hurl?](#)
 - [Also an HTTP Test Tool](#)
 - [Why Hurl?](#)
 - [Powered by curl](#)
 - [Feedbacks](#)
 - [Resources](#)
- [Getting Started](#)
 - [Installation](#)
 - [Binaries Installation](#)
 - [Linux](#)
 - [Debian / Ubuntu](#)
 - [Alpine](#)
 - [Arch Linux / Manjaro](#)
 - [NixOS / Nix](#)
 - [macOS](#)
 - [Homebrew](#)
 - [MacPorts](#)
 - [FreeBSD](#)
 - [Windows](#)
 - [Zip File](#)
 - [Installer](#)
 - [Chocolatey](#)
 - [Scoop](#)
 - [Windows Package Manager](#)
 - [Cargo](#)
 - [conda-forge](#)
 - [Docker](#)
 - [npm](#)
 - [Building From Sources](#)
 - [Build on Linux](#)
 - [Debian based distributions](#)
 - [Fedora based distributions](#)
 - [Red Hat based distributions](#)
 - [Arch based distributions](#)
 - [Alpine based distributions](#)
 - [Build on macOS](#)
 - [Build on Windows](#)
 - [Manual](#)
 - [Name](#)
 - [Synopsis](#)
 - [Description](#)
 - [Hurl File Format](#)
 - [Capturing values](#)
 - [Asserts](#)
 - [Options](#)
 - [Environment](#)
 - [Exit Codes](#)
 - [WWW](#)
 - [See Also](#)
 - [Samples](#)

- [Getting Data](#)
 - [HTTP Headers](#)
 - [Query Params](#)
 - [Basic Authentication](#)
 - [Passing Data between Requests](#)
- [Sending Data](#)
 - [Sending HTML Form Data](#)
 - [Sending Multipart Form Data](#)
 - [Posting a JSON Body](#)
 - [Templating a JSON Body](#)
 - [Templating a XML Body](#)
 - [Using GraphQL Query](#)
 - [Using Dynamic Datas](#)
- [Testing Response](#)
 - [Testing Status Code](#)
 - [Testing Response Headers](#)
 - [Testing REST APIs](#)
 - [Testing HTML Response](#)
 - [Testing Set-Cookie Attributes](#)
 - [Testing Bytes Content](#)
 - [SSL Certificate](#)
 - [Checking Full Body](#)
 - [Testing Redirections](#)
- [Debug Tips](#)
 - [Verbose Mode](#)
 - [Error Format](#)
 - [Output Response Body](#)
 - [Export curl Commands](#)
 - [Using Proxy](#)
- [Reports](#)
 - [HTML Report](#)
 - [JSON Report](#)
 - [JUnit Report](#)
 - [TAP Report](#)
 - [JSON Output](#)
- [Others](#)
 - [HTTP Version](#)
 - [IP Address](#)
 - [Polling and Retry](#)
 - [Delaying Requests](#)
 - [Skipping Requests](#)
 - [Testing Endpoint Performance](#)
 - [Using SOAP APIs](#)
 - [Capturing and Using a CSRF Token](#)
 - [Redacting Secrets](#)
 - [Checking Byte Order Mark \(BOM\) in Response Body](#)
 - [AWS Signature Version 4 Requests](#)
 - [Using curl Options](#)
- [Running Tests](#)
 - [Use --test Option](#)
 - [Selecting Tests](#)
 - [Debugging](#)
 - [Debug Logs](#)
 - [HTTP Responses](#)
 - [Generating Report](#)
 - [HTML Report](#)

- [JSON Report](#)
 - [JUnit Report](#)
 - [TAP Report](#)
- [Use Variables in Tests](#)
- [Frequently Asked Questions](#)
 - [General](#)
 - [Why “Hurl”?](#)
 - [Yet Another Tool, I already use X](#)
 - [Hurl is build on top of libcurl, but what is added?](#)
 - [Why shouldn't I use Hurl?](#)
 - [I have a large numbers of tests, how to run just specific tests?](#)
 - [How can I use my Hurl files outside Hurl?](#)
 - [Can I do calculation within a Hurl file?](#)
 - [macOS](#)
 - [How can I use a custom libcurl \(from Homebrew by instance\)?](#)
- [File Format](#)
 - [Hurl File](#)
 - [Character Encoding](#)
 - [File Extension](#)
 - [Comments](#)
 - [Special Characters in Strings](#)
 - [Entry](#)
 - [Definition](#)
 - [Example](#)
 - [Description](#)
 - [Options](#)
 - [Cookie storage](#)
 - [Redirects](#)
 - [Retry](#)
 - [Control flow](#)
 - [Request](#)
 - [Definition](#)
 - [Example](#)
 - [Structure](#)
 - [Description](#)
 - [Method](#)
 - [URL](#)
 - [Headers](#)
 - [Options](#)
 - [Query parameters](#)
 - [Form parameters](#)
 - [Multipart Form Data](#)
 - [Cookies](#)
 - [Basic Authentication](#)
 - [Body](#)
 - [JSON body](#)
 - [XML body](#)
 - [GraphQL query](#)
 - [Multiline string body](#)
 - [Online string body](#)
 - [Base64 body](#)
 - [Hex body](#)
 - [File body](#)
 - [Response](#)
 - [Definition](#)
 - [Example](#)
 - [Structure](#)

- [Capture and Assertion](#)
 - [Body compression](#)
 - [Timings](#)
- [Capturing Response](#)
 - [Captures](#)
 - [Query](#)
 - [Status capture](#)
 - [Version capture](#)
 - [Header capture](#)
 - [Cookie capture](#)
 - [Body capture](#)
 - [Bytes capture](#)
 - [XPath capture](#)
 - [JSONPath capture](#)
 - [Regex capture](#)
 - [SHA-256 capture](#)
 - [MD5 capture](#)
 - [URL capture](#)
 - [Redirects capture](#)
 - [IP address capture](#)
 - [Variable capture](#)
 - [Duration capture](#)
 - [SSL certificate capture](#)
 - [Redacting Secrets](#)
- [Asserting Response](#)
 - [Asserts](#)
 - [Structure](#)
 - [Implicit asserts](#)
 - [Version - Status](#)
 - [Headers](#)
 - [Body](#)
 - [JSON body](#)
 - [XML body](#)
 - [Multiline string body](#)
 - [Online string body](#)
 - [Base64 body](#)
 - [File body](#)
 - [Explicit asserts](#)
 - [Predicates](#)
 - [Status assert](#)
 - [Version assert](#)
 - [Header assert](#)
 - [Cookie assert](#)
 - [Body assert](#)
 - [Bytes assert](#)
 - [XPath assert](#)
 - [JSONPath assert](#)
 - [Regex assert](#)
 - [SHA-256 assert](#)
 - [MD5 assert](#)
 - [URL assert](#)
 - [Redirects assert](#)
 - [IP address assert](#)
 - [Variable assert](#)
 - [Duration assert](#)
 - [SSL certificate assert](#)

- [Filters](#)
 - [Definition](#)
 - [Example](#)
 - [Description](#)
 - [base64Decode](#)
 - [base64Encode](#)
 - [base64UrlSafeDecode](#)
 - [base64UrlSafeEncode](#)
 - [count](#)
 - [daysAfterNow](#)
 - [daysBeforeNow](#)
 - [decode](#)
 - [first](#)
 - [format](#)
 - [htmlEscape](#)
 - [htmlUnescape](#)
 - [jsonpath](#)
 - [last](#)
 - [location](#)
 - [nth](#)
 - [regex](#)
 - [replace](#)
 - [replaceRegex](#)
 - [split](#)
 - [toDate](#)
 - [toFloat](#)
 - [toHex](#)
 - [toInt](#)
 - [toString](#)
 - [urlDecode](#)
 - [urlEncode](#)
 - [urlQueryParam](#)
 - [xpath](#)
 - [Templates](#)
 - [Variables](#)
 - [Functions](#)
 - [Types](#)
 - [Injecting Variables](#)
 - [variable option](#)
 - [variables-file option](#)
 - [Environment variable](#)
 - [Options sections](#)
 - [Secrets](#)
 - [Templating Body](#)
 - [Grammar](#)
 - [Definitions](#)
 - [Syntax Grammar](#)
- [Resources](#)
 - [License](#)

Introduction



What's Hurl?

Hurl is a command line tool that runs **HTTP requests** defined in a simple **plain text format**.

It can chain requests, capture values and evaluate queries on headers and body response. Hurl is very versatile: it can be used for both **fetching data** and **testing HTTP** sessions.

Hurl makes it easy to work with **HTML** content, **REST / SOAP / GraphQL** APIs, or any other **XML / JSON** based APIs.

```
# Go home and capture token
GET https://example.org
HTTP 200
[Captures]
csrf_token: xpath "string(//meta[@name='_csrf_token']/@content)"

# Do login!
POST https://example.org/login
X-CSRF-TOKEN: {{csrf_token}}
[Form]
user: toto
password: 1234
HTTP 302
```

Chaining multiple requests is easy:

```
GET https://example.org/api/health
GET https://example.org/api/step1
GET https://example.org/api/step2
GET https://example.org/api/step3
```

Also an HTTP Test Tool

Hurl can run HTTP requests but can also be used to **test HTTP responses**. Different types of queries and predicates are supported, from [XPath](#) and [JSONPath](#) on body response, to assert on status code and response headers.

It is well adapted for **REST / JSON APIs**

```
POST https://example.org/api/tests
{
  "id": "4568",
  "evaluate": true
}
HTTP 200
[Asserts]
header "X-Frame-Options" == "SAMEORIGIN"
```

```

jsonpath "$.status" == "RUNNING"      # Check the status code
jsonpath "$.tests" count == 25         # Check the number of items
jsonpath "$.id" matches /\d{4}/        # Check the format of the id

```

HTML content

```

GET https://example.org
HTTP 200
[Asserts]
xpath "normalize-space(//head/title)" == "Hello world!"

```

GraphQL

```

POST https://example.org/graphql
``graphql
{
  human(id: "1000") {
    name
    height(unit: FOOT)
  }
}
``
HTTP 200

```

and even SOAP APIs

```

POST https://example.org/InStock
Content-Type: application/soap+xml; charset=utf-8
SOAPAction: "http://www.w3.org/2003/05/soap-envelope"
<?xml version="1.0" encoding="UTF-8"?>
<soap:Envelope xmlns:soap="http://www.w3.org/2003/05/soap-envelope" xmlns:m="http://www.w3.org/2003/05/soap-envelope">
  <soap:Header></soap:Header>
  <soap:Body>
    <m:GetStockPrice>
      <m:StockName>GOOG</m:StockName>
    </m:GetStockPrice>
  </soap:Body>
</soap:Envelope>
HTTP 200

```

Hurl can also be used to test the **performance** of HTTP endpoints

```

GET https://example.org/api/v1/pets
HTTP 200
[Asserts]
duration < 1000 # Duration in ms

```

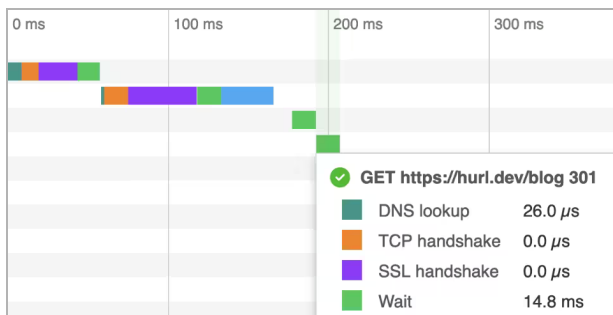
And check response bytes

```

GET https://example.org/data.tar.gz
HTTP 200
[Asserts]
sha256 == hex,039058c6f2c0cb492c533b0a4d14ef77cc0f78abccced5287d84a1a2011cfb81;

```

Finally, Hurl is easy to **integrate in CI/CD**, with text, JUnit, TAP and HTML reports



Why Hurl?

Text Format

For both devops and developers

Fast CLI

A command line for local dev and continuous integration

Single Binary

Easy to install, with no runtime required

Powered by curl

Hurl is a lightweight binary written in [Rust](#). Under the hood, Hurl HTTP engine is powered by [libcurl](#), one of the most powerful and reliable file transfer libraries. With its text file format, Hurl adds syntactic sugar to run and test HTTP requests, but it's still the [curl](#) that we love: **fast**, **efficient** and **IPv6 / HTTP/3 ready**.

Feedbacks

To support its development, [star Hurl on GitHub!](#)

[Feedback, suggestion, bugs or improvements](#) are welcome.

```
POST https://hurl.dev/api/feedback
{
  "name": "John Doe",
  "feedback": "Hurl is awesome!"
}
HTTP 200
```

Resources

[License](#)

[Blog](#)

[Tutorial](#)

[Documentation](#) (download [HTML](#), [PDE](#), [Markdown](#)) .gz

[GitHub](#)

Getting Started

Installation

Binaries Installation

Linux

Precompiled binary (depending on libc >=2.35) is available at [Hurl latest GitHub release](#):

```
$ INSTALL_DIR=/tmp
$ VERSION=6.1.1
$ curl --silent --location https://github.com/Orange-OpenSource/hurl/releases/download/v$VERSION/hurl-$VERSION-x86_64-unknown-linux-gnu/bin:$PATH
$ export PATH=$INSTALL_DIR/hurl-$VERSION-x86_64-unknown-linux-gnu/bin:$PATH
```

Debian / Ubuntu

For Debian >=12 / Ubuntu >=22.04, Hurl can be installed using a binary .deb file provided in each Hurl release.

```
$ VERSION=6.1.1
$ curl --location --remote-name https://github.com/Orange-OpenSource/hurl/releases/download/v$VERSION/hurl-$VERSION-amd64.deb
$ sudo apt update && sudo apt install ./hurl_${VERSION}_amd64.deb
```

For Ubuntu >=18.04, Hurl can be installed from ppa:lepapareil/hurl

```
$ VERSION=6.1.1
$ sudo apt-add-repository -y ppa:lepapareil/hurl
$ sudo apt install hurl="${VERSION}"*
```

Alpine

Hurl is available on testing channel.

```
$ apk add --repository http://dl-cdn.alpinelinux.org/alpine/edge/testing hurl
```

Arch Linux / Manjaro

Hurl is available on [extra](#) channel.

```
$ pacman -Sy hurl
```

NixOS / Nix

[NixOS / Nix package](#) is available on stable channel.

macOS

Precompiled binaries for Intel and ARM CPUs are available at [Hurl latest GitHub release](#).

Homebrew

```
$ brew install hurl
```

MacPorts

```
$ sudo port install hurl
```

FreeBSD

```
$ sudo pkg install hurl
```

Windows

Windows requires the [Visual C++ Redistributable Package](#) to be installed manually, as this is not included in the installer.

Zip File

Hurl can be installed from a standalone zip file at [Hurl latest GitHub release](#). You will need to update your PATH variable.

Installer

An executable installer is also available at [Hurl latest GitHub release](#).

Chocolatey

```
$ choco install hurl
```

Scoop

```
$ scoop install hurl
```

Windows Package Manager

```
$ winget install hurl
```

Cargo

If you're a Rust programmer, Hurl can be installed with cargo.

```
$ cargo install --locked hurl
```

conda-forge

```
$ conda install -c conda-forge hurl
```

Hurl can also be installed with [conda-forge](#) powered package manager like [pixi](#).

Docker

```
$ docker pull ghcr.io/orange-opensource/hurl:latest
```

npm

```
$ npm install --save-dev @orangeopensource/hurl
```

Building From Sources

Hurl sources are available in [GitHub](#).

Build on Linux

Hurl depends on libssl, libcurl and libxml2 native libraries. You will need their development files in your platform.

Debian based distributions

```
$ apt install -y build-essential pkg-config libssl-dev libcurl4-openssl-dev libxml2-dev
```

Fedora based distributions

```
$ dnf install -y pkgconf-pkg-config gcc openssl-devel libxml2-devel clang-devel
```

Red Hat based distributions

```
$ yum install -y pkg-config gcc openssl-devel libxml2-devel clang-devel
```

Arch based distributions

```
$ pacman -S --noconfirm pkgconf gcc glibc openssl libxml2 clang
```

Alpine based distributions

```
$ apk add curl-dev gcc libxml2-dev musl-dev openssl-dev clang-dev
```

Build on macOS

```
$ xcode-select --install  
$ brew install pkg-config
```

Hurl is written in [Rust](#). You should [install](#) the latest stable release.

```
$ curl https://sh.rustup.rs -sSf | sh -s -- -y
```

```
$ source $HOME/.cargo/env
$ rustc --version
$ cargo --version
```

Then build hurl:

```
$ git clone https://github.com/Orange-OpenSource/hurl
$ cd hurl
$ cargo build --release
$ ./target/release/hurl --version
```

Build on Windows

Please follow the [contrib on Windows section](#).

Manual

Name

hurl - run and test HTTP requests.

Synopsis

hurl [options] [FILE...]

Description

Hurl is a command line tool that runs HTTP requests defined in a simple plain text format.

It can chain requests, capture values and evaluate queries on headers and body response. Hurl is very versatile, it can be used for fetching data and testing HTTP sessions: HTML content, REST / SOAP / GraphQL APIs, or any other XML / JSON based APIs.

```
$ hurl session.hurl
```

If no input files are specified, input is read from stdin.

```
$ echo GET http://httpbin.org/get | hurl
{
  "args": {},
  "headers": {
    "Accept": "*/*",
    "Accept-Encoding": "gzip",
    "Content-Length": "0",
    "Host": "httpbin.org",
    "User-Agent": "hurl/0.99.10",
    "X-Amzn-Trace-Id": "Root=1-5eedf4c7-520814d64e2f9249ea44e0"
  },
  "origin": "1.2.3.4",
  "url": "http://httpbin.org/get"
}
```

Hurl can take files as input, or directories. In the latter case, Hurl will search files with `.hurl` extension recursively.

Output goes to stdout by default. To have output go to a file, use the `-o, --output` option:

```
$ hurl -o output input.hurl
```

By default, Hurl executes all HTTP requests and outputs the response body of the last HTTP call.

To have a test oriented output, you can use `--test` option:

```
$ hurl --test *.hurl
```

Hurl File Format

The Hurl file format is fully documented in <https://hurl.dev/docs/hurl-file.html>

It consists of one or several HTTP requests

```
GET http://example.org/endpoint1
GET http://example.org/endpoint2
```

Capturing values

A value from an HTTP response can be re-used for successive HTTP requests.

A typical example occurs with CSRF tokens.

```
GET https://example.org
HTTP 200
# Capture the CSRF token value from html body.
[Captures]
csrf_token: xpath "normalize-space(//meta[@name='_csrf_token']/@content)"

# Do the login !
POST https://example.org/login?user=toto&password=1234
X-CSRF-TOKEN: {{csrf_token}}
```

More information on captures can be found here <https://hurl.dev/docs/capturing-response.html>

Asserts

The HTTP response defined in the Hurl file are used to make asserts. Responses are optional.

At the minimum, response includes assert on the HTTP status code.

```
GET http://example.org
HTTP 301
```

It can also include asserts on the response headers

```
GET http://example.org
HTTP 301
```

```
Location: http://www.example.org
```

Explicit asserts can be included by combining a query and a predicate

```
GET http://example.org
HTTP 301
[Asserts]
xpath "string(//title)" == "301 Moved"
```

With the addition of asserts, Hurl can be used as a testing tool to run scenarios.

More information on asserts can be found here <https://hurl.dev/docs/asserting-response.html>

Options

Options that exist in curl have exactly the same semantics.

Options specified on the command line are defined for every Hurl file's entry, except if they are tagged as cli-only (can not be defined in the Hurl request [Options] entry)

For instance:

```
$ hurl --location foo.hurl
```

will follow redirection for each entry in foo.hurl. You can also define an option only for a particular entry with an [Options] section. For instance, this Hurl file:

```
GET https://example.org
HTTP 301

GET https://example.org
[Options]
location: true
HTTP 200
```

will follow a redirection only for the second entry.

Option	Description
--aws-sigv4 <PROVIDER1[:PROVIDER2[:REGION[:SERVICE]]]>	<p>Generate an Authorization header with an AWS SigV4 signature.</p> <p>Use -u, --user to specify Access Key Id (username) and Secret Key (password).</p> <p>To use temporary session credentials (e.g. for an AWS IAM Role), add the X-Amz-Security-Token header containing the session token.</p>
	<p>Specifies the certificate file for peer verification. The file may contain</p>

<code>--cacert <FILE></code>	<p>multiple CA certificates and must be in PEM format.</p> <p>Normally Hurl is built to use a default file for this, so this option is typically used to alter that default file.</p>
<code>-E, --cert <CERTIFICATE[:PASSWORD]></code>	<p>Client certificate file and password.</p> <p>See also <code>--key</code>.</p>
<code>--color</code>	<p>Colorize debug output (the HTTP response output is not colorized).</p> <p>This is a cli-only option.</p>
<code>--compressed</code>	<p>Request a compressed response using one of the algorithms br, gzip, deflate and automatically decompress the content.</p>
<code>--connect-timeout <SECONDS></code>	<p>Maximum time in seconds that you allow Hurl's connection to take.</p> <p>You can specify time units in the connect timeout expression. Set Hurl to use a connect timeout of 20 seconds with <code>--connect-timeout 20s</code> or set it to 35,000 milliseconds with <code>--connect-timeout 35000ms</code>. No spaces allowed.</p> <p>See also <code>-m</code>, <code>--max-time</code>.</p>
<code>--connect-to <HOST1:PORT1:HOST2:PORT2></code>	<p>For a request to the given HOST1:PORT1 pair, connect to HOST2:PORT2 instead. This option can be used several times in a command line.</p> <p>See also <code>--resolve</code>.</p>
<code>--continue-on-error</code>	<p>Continue executing requests to the end of the Hurl file even when an assert error occurs.</p> <p>By default, Hurl exits after an assert error in the HTTP response.</p> <p>Note that this option does not affect the behavior with multiple input Hurl files.</p> <p>All the input files are executed independently. The result of one file does not affect the execution of the other Hurl files.</p> <p>This is a cli-only option.</p>
<code>-b, --cookie <FILE></code>	<p>Read cookies from FILE (using the Netscape cookie file format).</p> <p>Combined with <code>-c</code>, <code>--cookie-jar</code>, you can simulate a cookie storage</p>

	<p>between successive Hurl runs.</p> <p>This is a cli-only option.</p>
<p>-C, --cookie-jar <FILE></p>	<p>Write cookies to FILE after running the session. The file will be written using the Netscape cookie file format.</p> <p>Combined with -b, --cookie, you can simulate a cookie storage between successive Hurl runs.</p> <p>This is a cli-only option.</p>
<p>--curl <FILE></p>	<p>Export each request to a list of curl commands.</p> <p>This is a cli-only option.</p>
<p>--delay <MILLISECONDS></p>	<p>Sets delay before each request (aka sleep). The delay is not applied to requests that have been retried because of --retry. See --retry-interval to space retried requests.</p> <p>You can specify time units in the delay expression. Set Hurl to use a delay of 2 seconds with <code>--delay 2s</code> or set it to 500 milliseconds with <code>--delay 500ms</code>. No spaces allowed.</p>
<p>--error-format <FORMAT></p>	<p>Control the format of error message (short by default or long)</p> <p>This is a cli-only option.</p>
<p>--file-root <DIR></p>	<p>Set root directory to import files in Hurl. This is used for files in multipart form data, request body and response output. When it is not explicitly defined, files are relative to the Hurl file's directory.</p> <p>This is a cli-only option.</p>
<p>--from-entry <ENTRY_NUMBER></p>	<p>Execute Hurl file from ENTRY_NUMBER (starting at 1).</p> <p>This is a cli-only option.</p>
<p>--glob <GLOB></p>	<p>Specify input files that match the given glob pattern.</p> <p>Multiple glob flags may be used. This flag supports common Unix glob patterns like *, ? and []. However, to avoid your shell accidentally expanding glob patterns before Hurl handles them, you must use single quotes or</p>

	<p>double quotes around each pattern.</p> <p>This is a cli-only option.</p>
-H, --header <HEADER>	<p>Add an extra header to include in information sent. Can be used several times in a command</p> <p>Do not add newlines or carriage returns</p>
-0, --http1.0	Tells Hurl to use HTTP version 1.0 instead of using its internally preferred HTTP version.
--http1.1	Tells Hurl to use HTTP version 1.1.
--http2	<p>Tells Hurl to use HTTP version 2. For HTTPS, this means Hurl negotiates HTTP/2 in the TLS handshake. Hurl does this by default.</p> <p>For HTTP, this means Hurl attempts to upgrade the request to HTTP/2 using the Upgrade: request header.</p>
--http3	<p>Tells Hurl to try HTTP/3 to the host in the URL, but fallback to earlier HTTP versions if the HTTP/3 connection establishment fails. HTTP/3 is only available for HTTPS and not for HTTP URLs.</p>
--ignore-asserts	<p>Ignore all asserts defined in the Hurl file.</p> <p>This is a cli-only option.</p>
-i, --include	<p>Include the HTTP headers in the output</p> <p>This is a cli-only option.</p>
-k, --insecure	This option explicitly allows Hurl to perform “insecure” SSL connections and transfers.
-4, --ipv4	This option tells Hurl to use IPv4 addresses only when resolving host names, and not for example try IPv6.
-6, --ipv6	This option tells Hurl to use IPv6 addresses only when resolving host names, and not for example try IPv4.
--jobs <NUM>	Maximum number of parallel jobs in parallel mode. Default value corresponds (in most cases) to the current amount of CPUs.

	<p>See also --parallel.</p> <p>This is a cli-only option.</p>
--json	<p>Output each Hurl file result to JSON. The format is very closed to HAR format.</p> <p>This is a cli-only option.</p>
--key <KEY>	Private key file name.
--limit-rate <SPEED>	<p>Specify the maximum transfer rate you want Hurl to use, for both downloads and uploads. This feature is useful if you have a limited pipe and you would like your transfer not to use your entire bandwidth. To make it slower than it otherwise would be.</p> <p>The given speed is measured in bytes/second.</p>
-L, --location	Follow redirect. To limit the amount of redirects to follow use the --max-redirs option
--location-trusted	<p>Like -L, --location, but allows sending the name + password to all hosts that the site may redirect to. This may or may not introduce a security breach if the site redirects you to a site to which you send your authentication info (which is plaintext in the case of HTTP Basic authentication).</p>
--max-filesize <BYTES>	<p>Specify the maximum size in bytes of a file to download. If the file requested is larger than this value, the transfer does not start.</p> <p>This is a cli-only option.</p>
--max-redirs <NUM>	<p>Set maximum number of redirection-followings allowed</p> <p>By default, the limit is set to 50 redirections. Set this option to -1 to make it unlimited.</p>
-m, --max-time <SECONDS>	<p>Maximum time in seconds that you allow a request/response to take. This is the standard timeout.</p> <p>You can specify time units in the maximum time expression. Set Hurl to use a maximum time of 20 seconds with <code>--max-time 20s</code> or set it to 35,000 milliseconds with <code>--max-time 35000ms</code>. No spaces allowed.</p> <p>See also --connect-timeout.</p>

--negotiate	<p>Tell Hurl to use Negotiate (SPNEGO) authentication.</p> <p>This is a cli-only option.</p>
-n, --netrc	<p>Scan the .netrc file in the user's home directory for the username and password.</p> <p>See also --netrc-file and --netrc-optional.</p>
--netrc-file <FILE>	<p>Like --netrc, but provide the path to the netrc file.</p> <p>See also --netrc-optional.</p>
--netrc-optional	<p>Similar to --netrc, but make the .netrc usage optional.</p> <p>See also --netrc-file.</p>
--no-color	<p>Do not colorize output.</p> <p>This is a cli-only option.</p>
--no-output	<p>Suppress output. By default, Hurl outputs the body of the last response.</p> <p>This is a cli-only option.</p>
--noproxy <HOST(S)>	<p>Comma-separated list of hosts which do not use a proxy.</p> <p>Override value from Environment variable no_proxy.</p>
--ntlm	<p>Tell Hurl to use NTLM authentication</p> <p>This is a cli-only option.</p>
-o, --output <FILE>	<p>Write output to FILE instead of stdout. Use '-' for stdout in [Options] sections.</p>
--parallel	<p>Run files in parallel.</p> <p>Each Hurl file is executed in its own worker thread, without sharing anything with the other workers. The default run mode is sequential. Parallel execution is by default in --test mode.</p> <p>See also --jobs.</p> <p>This is a cli-only option.</p>
--path-as-is	<p>Tell Hurl to not handle sequences of ../ or ../ in the given URL path. Normally Hurl will squash or merge them according to standards but</p>

	with this option set you tell it not to do that.
<code>--pinnedpubkey <HASHES></code>	When negotiating a TLS or SSL connection, the server sends a certificate indicating its identity. A public key is extracted from this certificate and if it does not exactly match the public key provided to this option, Hurl aborts the connection before sending or receiving any data.
<code>--progress-bar</code>	Display a progress bar in test mode. The progress bar is displayed only in interactive TTYS. This option forces the progress bar to be displayed even in non-interactive TTYS. This is a cli-only option.
<code>-x, --proxy <[PROTOCOL://]HOST[:PORT]></code>	Use the specified proxy.
<code>--repeat <NUM></code>	Repeat the input files sequence NUM times, -1 for infinite loop. Given a.hurl, b.hurl, c.hurl as input, repeat two times will run a.hurl, b.hurl, c.hurl, a.hurl, b.hurl, c.hurl.
<code>--report-html <DIR></code>	Generate HTML report in DIR. If the HTML report already exists, it will be updated with the new test results. This is a cli-only option.
<code>--report-json <DIR></code>	Generate JSON report in DIR. If the JSON report already exists, it will be updated with the new test results. This is a cli-only option.
<code>--report-junit <FILE></code>	Generate JUnit File. If the FILE report already exists, it will be updated with the new test results. This is a cli-only option.
<code>--report-tap <FILE></code>	Generate TAP report. If the FILE report already exists, it will be updated with the new test results. This is a cli-only option.
	Provide a custom address for a

<code>--resolve <HOST:PORT:ADDR></code>	specific host and port pair. Using this, you can make the Hurl requests(s) use a specified address and prevent the otherwise normally resolved address to be used. Consider it a sort of /etc/hosts alternative provided on the command line.
<code>--retry <NUM></code>	Maximum number of retries, 0 for no retries, -1 for unlimited retries. Retry happens if any error occurs (asserts, captures, runtimes etc...).
<code>--retry-interval <MILLISECONDS></code>	<p>Duration in milliseconds between each retry. Default is 1000 ms.</p> <p>You can specify time units in the retry interval expression. Set Hurl to use a retry interval of 2 seconds with <code>--retry-interval 2s</code> or set it to 500 milliseconds with <code>--retry-interval 500ms</code>. No spaces allowed.</p>
<code>--secret <NAME=VALUE></code>	<p>Define secret value to be redacted from logs and report. When defined, secrets can be used as variable everywhere variables are used.</p> <p>This is a cli-only option.</p>
<code>--ssl-no-revoke</code>	<p>(Windows) This option tells Hurl to disable certificate revocation checks. WARNING: this option loosens the SSL security, and by using this flag you ask for exactly that.</p> <p>This is a cli-only option.</p>
<code>--test</code>	<p>Activate test mode: with this, the HTTP response is not outputted anymore, progress is reported for each Hurl file tested, and a text summary is displayed when all files have been run.</p> <p>In test mode, files are executed in parallel. To run test in a sequential way use <code>--job 1</code>.</p> <p>See also <code>--jobs</code>.</p> <p>This is a cli-only option.</p>
<code>--to-entry <ENTRY_NUMBER></code>	<p>Execute Hurl file to ENTRY_NUMBER (starting at 1). Ignore the remaining of the file. It is useful for debugging a session.</p> <p>This is a cli-only option.</p>

--unix-socket <PATH>	(HTTP) Connect through this Unix domain socket, instead of using the network.
-u, --user <USER:PASSWORD>	Add basic Authentication header to each request.
-A, --user-agent <NAME>	Specify the User-Agent string to send to the HTTP server. This is a cli-only option.
--variable <NAME=VALUE>	Define variable (name/value) to be used in Hurl templates.
--variables-file <FILE>	Set properties file in which your define your variables. Each variable is defined as name=value exactly as with --variable option. Note that defining a variable twice produces an error. This is a cli-only option.
-v, --verbose	Turn on verbose output on standard error stream. Useful for debugging. A line starting with '>' means data sent by Hurl. A line starting with '<' means data received by Hurl. A line starting with '**' means additional info provided by Hurl. If you only want HTTP headers in the output, -i, --include might be the option you're looking for.
--very-verbose	Turn on more verbose output on standard error stream. In contrast to --verbose option, this option outputs the full HTTP body request and response on standard error. In addition, lines starting with '**' are libcurl debug logs.
-h, --help	Usage help. This lists all current command line options with a short description.
-V, --version	Prints version information

Environment

Environment variables can only be specified in lowercase.

Using an environment variable to set the proxy has the same effect as using the [-x](#), [--proxy](#) option.

Variable	Description
http_proxy [PROTOCOL://] <HOST>[:PORT]	Sets the proxy server to use for HTTP.
https_proxy [PROTOCOL://] <HOST>[:PORT]	Sets the proxy server to use for HTTPS.
all_proxy [PROTOCOL://] <HOST>[:PORT]	Sets the proxy server to use if no protocol-specific proxy is set.
no_proxy <comma-separated list of hosts>	List of host names that shouldn't go through any proxy.
HURL_name value	Define variable (name/value) to be used in Hurl templates. This is similar than --variable and --variables-file options.
NO_COLOR	When set to a non-empty string, do not colorize output (see --no-color option).

Exit Codes

Value	Description
0	Success.
1	Failed to parse command-line options.
2	Input File Parsing Error.
3	Runtime error (such as failure to connect to host).
4	Assert Error.

WWW

<https://hurl.dev>

See Also

curl(1) hurlfmt(1)

Samples

To run a sample, edit a file with the sample content, and run Hurl:

```
$ vi sample.hurl

GET https://example.org

$ hurl sample.hurl
```

By default, Hurl behaves like [curl](#) and outputs the last HTTP response's [entry](#). To have a test oriented output, you can use [--test option](#):

```
$ hurl --test sample.hurl
```

A particular response can be saved with [\[Options\] section](#):

```
GET https://example.org/cats/123
[Options]
output: cat123.txt    # use - to output to stdout
HTTP 200

GET https://example.org/dogs/567
HTTP 200
```

Finally, Hurl can take files as input, or directories. In the latter case, Hurl will search files with `.hurl` extension recursively.

```
$ hurl --test integration/*.hurl
$ hurl --test .
```

You can check [Hurl tests suite](#) for more samples.

Getting Data

A simple GET:

```
GET https://example.org
```

Requests can be chained:

```
GET https://example.org/a
GET https://example.org/b
HEAD https://example.org/c
GET https://example.org/c
```

[Doc](#)

HTTP Headers

A simple GET with headers:

```
GET https://example.org/news
User-Agent: Mozilla/5.0
Accept: */*
Accept-Language: en-US,en;q=0.5
```

```
Accept-Encoding: gzip, deflate, br
Connection: keep-alive
```

[Doc](#)

Query Params

```
GET https://example.org/news
[Query]
order: newest
search: something to search
count: 100
```

Or:

```
GET https://example.org/news?order=newest&search=something%20to%20search&count=100
```

With [Query] section, params don't need to be URL escaped.

[Doc](#)

Basic Authentication

```
GET https://example.org/protected
[BasicAuth]
bob: secret
```

[Doc](#)

This is equivalent to construct the request with a [Authorization](#) header:

```
# Authorization header value can be computed with `echo -n 'bob:secret' | base64`
GET https://example.org/protected
Authorization: Basic Ym9iOnNlY3JldA==
```

Basic authentication section allows per request authentication. If you want to add basic authentication to all the requests of a Hurl file you could use [-u/--user option](#):

```
$ hurl --user bob:secret login.hurl
```

[--user](#) option can also be set per request:

```
GET https://example.org/login
[Options]
user: bob:secret
HTTP 200

GET https://example.org/login
[Options]
user: alice:secret
HTTP 200
```

Passing Data between Requests

[Captures](#) can be used to pass data from one request to another:

```
POST https://sample.org/orders
HTTP 201
[Captures]
order_id: jsonpath "$.order.id"

GET https://sample.org/orders/{{order_id}}
HTTP 200
```

[Doc](#)

Sending Data

Sending HTML Form Data

```
POST https://example.org/contact
[Form]
default: false
token: {{token}}
email: john.doe@rookie.org
number: 33611223344
```

[Doc](#)

Sending Multipart Form Data

```
POST https://example.org/upload
[Multipart]
field1: value1
field2: file,example.txt;
# One can specify the file content type:
field3: file,example.zip; application/zip
```

[Doc](#)

Multipart forms can also be sent with a [multiline string body](#):

```
POST https://example.org/upload
Content-Type: multipart/form-data; boundary="boundary"
...

--boundary
Content-Disposition: form-data; name="key1"

value1
--boundary
Content-Disposition: form-data; name="upload1"; filename="data.txt"
Content-Type: text/plain

Hello World!
--boundary
Content-Disposition: form-data; name="upload2"; filename="data.html"
Content-Type: text/html

<div>Hello <b>World</b>!</div>
--boundary--
...
```

In that case, files have to be inlined in the Hurl file.

[Doc](#)

Posting a JSON Body

With an inline JSON:

```
POST https://example.org/api/tests
{
  "id": "456",
  "evaluate": true
}
```

[Doc](#)

With a local file:

```
POST https://example.org/api/tests
Content-Type: application/json
file,data.json;
```

[Doc](#)

Templating a JSON Body

```
PUT https://example.org/api/hits
Content-Type: application/json
{
  "key0": "{{a_string}}",
  "key1": {{a_bool}},
  "key2": {{a_null}},
  "key3": {{a_number}}
}
```

Variables can be initialized via command line:

```
$ hurl --variable a_string=apple \
      --variable a_bool=true \
      --variable a_null=null \
      --variable a_number=42 \
      test.hurl
```

Resulting in a PUT request with the following JSON body:

```
{
  "key0": "apple",
  "key1": true,
  "key2": null,
  "key3": 42
}
```

[Doc](#)

Templating a XML Body

Using templates with [XML body](#) is not currently supported in Hurl. You can use templates in [XML multiline string body](#) with variables to send a variable XML body:

```
POST https://example.org/echo/post/xml
```xml
<?xml version="1.0" encoding="utf-8"?>
<Request>
 <Login>{{login}}</Login>
 <Password>{{password}}</Password>
</Request>
```
```

[Doc](#)

Using GraphQL Query

A simple GraphQL query:

```
POST https://example.org/starwars/graphql
```graphql
{
 human(id: "1000") {
 name
 height(unit: FOOT)
 }
}
```
```

A GraphQL query with variables:

```
POST https://example.org/starwars/graphql
```graphql
query Hero($episode: Episode, $withFriends: Boolean!) {
 hero(episode: $episode) {
 name
 friends @include(if: $withFriends) {
 name
 }
 }
}

variables {
 "episode": "JEDI",
 "withFriends": false
}
```
```

GraphQL queries can also use [Hurl templates](#).

[Doc](#)

Using Dynamic Datas

[Functions](#) like `newUuid` and `newDate` can be used in templates to create dynamic datas:

A file that creates a dynamic email (i.e 0531f78f-7f87-44be-a7f2-969a1c4e6d97@test.com):

```
POST https://example.org/api/foo
{
  "name": "foo",
  "email": "{{newUuid}}@test.com"
}
```

A file that creates a dynamic query parameter (i.e 2024-12-02T10:35:44.461731Z):

```
GET https://example.org/api/foo
[Query]
date: {{newDate}}
HTTP 200
```

[Doc](#)

Testing Response

Responses are optional, everything after HTTP is part of the response asserts.

```
# A request with (almost) no check:
GET https://foo.com

# A status code check:
GET https://foo.com
HTTP 200

# A test on response body
GET https://foo.com
HTTP 200
[Asserts]
jsonpath "$.state" == "running"
```

Testing Status Code

```
GET https://example.org/order/435
HTTP 200
```

[Doc](#)

```
GET https://example.org/order/435
# Testing status code is in a 200-300 range
HTTP *
[Asserts]
status >= 200
status < 300
```

[Doc](#)

Testing Response Headers

Use implicit response asserts to test header values:

```
GET https://example.org/index.html
HTTP 200
Set-Cookie: theme=light
Set-Cookie: sessionToken=abc123; Expires=Wed, 09 Jun 2021 10:18:14 GMT
```

[Doc](#)

Or use explicit response asserts with [predicates](#):

```
GET https://example.org
HTTP 302
[Asserts]
header "Location" contains "www.example.net"
```

[Doc](#)

Implicit and explicit asserts can be combined:

```
GET https://example.org/index.html
HTTP 200
Set-Cookie: theme=light
Set-Cookie: sessionToken=abc123; Expires=Wed, 09 Jun 2021 10:18:14 GMT
[Asserts]
header "Location" contains "www.example.net"
```

Testing REST APIs

Asserting JSON body response (node values, collection count etc...) with [JSONPath](#):

```
GET https://example.org/order
screencapability: low
HTTP 200
[Asserts]
jsonpath "$.validated" == true
jsonpath "$.userInfo.firstName" == "Franck"
jsonpath "$.userInfo.lastName" == "Herbert"
jsonpath "$.hasDevice" == false
jsonpath "$.links" count == 12
jsonpath "$.state" != null
jsonpath "$.order" matches "^order-\\d{8}$"
jsonpath "$.order" matches /^order-\\d{8}$/ # Alternative syntax with regex literals
jsonpath "$.id" matches /(?!i)[a-z]*/ # See syntax for flags <https://docs.jsonpath.com/
jsonpath "$.created" isIsoDate
```

[Doc](#)

Testing HTML Response

```
GET https://example.org
HTTP 200
Content-Type: text/html; charset=UTF-8
[Asserts]
xpath "string(/html/head/title)" contains "Example" # Check title
xpath "count(/p)" == 2 # Check the number of p
xpath "//p" count == 2 # Similar assert for p
xpath "boolean(count(/h2))" == false # Check there is no h2
xpath "//h2" not exists # Similar assert for h2
xpath "string(/div[1])" matches /Hello.*/
```

[Doc](#)

Testing Set-Cookie Attributes

```
GET https://example.org/home
HTTP 200
[Asserts]
cookie "JSESSIONID" == "8400BAFE2F66443613DC38AE3D9D6239"
cookie "JSESSIONID[Value]" == "8400BAFE2F66443613DC38AE3D9D6239"
```



```
cookie "JSESSIONID[Expires]" contains "Wed, 13 Jan 2021"
cookie "JSESSIONID[Secure]" exists
cookie "JSESSIONID[HttpOnly]" exists
cookie "JSESSIONID[SameSite]" == "Lax"
```

[Doc](#)

Testing Bytes Content

Check the SHA-256 response body hash:

```
GET https://example.org/data.tar.gz
HTTP 200
[Asserts]
sha256 == hex,039058c6f2c0cb492c533b0a4d14ef77cc0f78abccced5287d84a1a2011cfb81;
```

[Doc](#)

SSL Certificate

Check the properties of a SSL certificate:

```
GET https://example.org
HTTP 200
[Asserts]
certificate "Subject" == "CN=example.org"
certificate "Issuer" == "C=US, O=Let's Encrypt, CN=R3"
certificate "Expire-Date" daysAfterNow > 15
certificate "Serial-Number" matches /\[da-f\]/
```

[Doc](#)

Checking Full Body

Use implicit body to test an exact JSON body match:

```
GET https://example.org/api/cats/123
HTTP 200
{
  "name" : "Purrscloud",
  "species" : "Cat",
  "favFoods" : ["wet food", "dry food", "<strong>any</strong> food"],
  "birthYear" : 2016,
  "photo" : "https://learnwebcode.github.io/json-example/images/cat-2.jpg"
}
```

[Doc](#)

Or an explicit assert file:

```
GET https://example.org/index.html
HTTP 200
[Asserts]
body == file,cat.json;
```

[Doc](#)

Implicit asserts supports XML body:

```
GET https://example.org/api/catalog
HTTP 200
<?xml version="1.0" encoding="UTF-8"?>
<catalog>
  <book id="bk101">
    <author>Gambardella, Matthew</author>
    <title>XML Developer's Guide</title>
    <genre>Computer</genre>
    <price>44.95</price>
    <publish_date>2000-10-01</publish_date>
    <description>An in-depth look at creating applications with XML.</description>
  </book>
</catalog>
```

[Doc](#)

Plain text:

```
GET https://example.org/models
HTTP 200
```
Year,Make,Model,Description,Price
1997,Ford,E350,"ac, abs, moon",3000.00
1999,Chevy,"Venture ""Extended Edition""",",4900.00
1999,Chevy,"Venture ""Extended Edition, Very Large""",,5000.00
1996,Jeep,Grand Cherokee,"MUST SELL! air, moon roof, loaded",4799.00
```
```

[Doc](#)

One line:

```
POST https://example.org/helloworld
HTTP 200
`Hello world!`
```

[Doc](#)

File:

```
GET https://example.org
HTTP 200
file,data.bin;
```

[Doc](#)

Testing Redirections

By default, Hurl doesn't follow redirection so each step of a redirect must be run manually and can be analysed:

```
GET https://example.org/step1
HTTP 301
[Asserts]
header "Location" == "https://example.org/step2"
```

```
GET https://example.org/step2
HTTP 301
[Asserts]
header "Location" == "https://example.org/step3"

GET https://example.org/step3
HTTP 200
```

[Doc](#)

Using [--location](#) and [--location-trusted](#) (either with command line option or per request), Hurl follows redirection and each step of the redirection can be checked.

```
GET https://example.org/step1
[Options]
location: true
HTTP 200
[Asserts]
redirects count == 2
redirects nth 0 location == "https://example.org/step2"
redirects nth 1 location == "https://example.org/step3"
```

```
GET https://example.org/step1
[Options]
location-trusted: true
HTTP 200
[Asserts]
redirects last location == "https://example.org/step2"
```

[Doc](#)

Debug Tips

Verbose Mode

To get more info on a given request/response, use [\[Options\] section](#):

```
GET https://example.org
HTTP 200

GET https://example.org/api/cats/123
[Options]
very-verbose: true
HTTP 200
```

`--verbose` and `--very-verbose` can be also used globally as command line options.

[Doc](#)

Error Format

```
$ hurl --test --error-format long *.hurl
```

[Doc](#)

Output Response Body

Use `--output` on a specific request to get the response body (– can be used as standard output):

```
GET https://foo.com/failure
[Options]
# use - to output on standard output, foo.bin to save on disk
output: -
HTTP 200

GET https://foo.com/success
HTTP 200
```

[Doc](#)

Export curl Commands

```
$ hurl ---curl /tmp/curl.txt *.hurl
```

[Doc](#)

Using Proxy

Use `--proxy` on a specific request or globally as command line option:

```
GET https://foo.com/a
HTTP 200

GET https://foo.com/b
[Options]
proxy: localhost:8888
HTTP 200

GET https://foo.com/c
HTTP 200
```

Reports

HTML Report

```
$ hurl --test --report-html build/report/ *.hurl
```

[Doc](#)

JSON Report

```
$ hurl --test --report-json build/report/ *.hurl
```

[Doc](#)

JUnit Report

```
$ hurl --test --report-junit build/report.xml *.hurl
```

[Doc](#)

TAP Report

```
$ hurl --test --report-tap build/report.txt *.hurl
```

[Doc](#)

JSON Output

A structured output of running Hurl files can be obtained with [--json option](#). Each file will produce a JSON export of the run.

```
$ hurl --json *.hurl
```

Others

HTTP Version

Testing HTTP version (HTTP/1.0, HTTP/1.1, HTTP/2 or HTTP/3) can be done using implicit asserts:

```
GET https://foo.com
HTTP/3 200

GET https://bar.com
HTTP/2 200
```

[Doc](#)

Or explicit:

```
GET https://foo.com
HTTP 200
[Asserts]
version == "3"

GET https://bar.com
HTTP 200
[Asserts]
version == "2"
version toFloat > 1.1
```

[Doc](#)

IP Address

Testing the IP address of the response, as a string. This string may be IPv6 address:

```
GET https://foo.com
HTTP 200
[Asserts]
ip == "2001:0db8:85a3:0000:0000:8a2e:0370:733"
ip startsWith "2001"
ip isIpv6
```

Polling and Retry

Retry request on any errors (asserts, captures, status code, runtime etc...):

```
# Create a new job
POST https://api.example.org/jobs
HTTP 201
[Captures]
job_id: jsonpath "$.id"
[Asserts]
jsonpath "$.state" == "RUNNING"

# Pull job status until it is completed
GET https://api.example.org/jobs/{{job_id}}
[Options]
retry: 10 # maximum number of retry, -1 for unlimited
retry-interval: 500ms
HTTP 200
[Asserts]
jsonpath "$.state" == "COMPLETED"
```

[Doc](#)

Delaying Requests

Add delay for every request, or a particular request:

```
# Delaying this request by 5 seconds (aka sleep)
GET https://example.org/turtle
[Options]
delay: 5s
HTTP 200

# No delay!
GET https://example.org/turtle
HTTP 200
```

[Doc](#)

Skipping Requests

```
# a, c, d are run, b is skipped
GET https://example.org/a

GET https://example.org/b
[Options]
skip: true

GET https://example.org/c

GET https://example.org/d
```

[Doc](#)

Testing Endpoint Performance

```
GET https://sample.org/helloworld
HTTP *
[Asserts]
duration < 1000 # Check that response time is less than one second
```

[Doc](#)

Using SOAP APIs

```
POST https://example.org/InStock
Content-Type: application/soap+xml; charset=utf-8
SOAPAction: "http://www.w3.org/2003/05/soap-envelope"
<?xml version="1.0" encoding="UTF-8"?>
<soap:Envelope xmlns:soap="http://www.w3.org/2003/05/soap-envelope" xmlns:m="http://www.w3.org/2003/05/soap-envelope">
  <soap:Header></soap:Header>
  <soap:Body>
    <m:GetStockPrice>
      <m:StockName>G00G</m:StockName>
    </m:GetStockPrice>
  </soap:Body>
</soap:Envelope>
HTTP 200
```

[Doc](#)

Capturing and Using a CSRF Token

```
GET https://example.org
HTTP 200
[Captures]
csrf_token: xpath "string(//meta[@name='_csrf_token']/@content)"

POST https://example.org/login?user=toto&password=1234
X-CSRF-TOKEN: {{csrf_token}}
HTTP 302
```

[Doc](#)

Redacting Secrets

Using command-line for known values:

```
$ hurl --secret token=1234 file.hurl
```

```
POST https://example.org
X-Token: {{token}}
{
  "name": "Alice",
  "value": 100
}
HTTP 200
```

[Doc](#)

Using redact for dynamic values:

```
# Get an authorization token:
GET https://example.org/token
HTTP 200
[Captures]
token: header "X-Token" redact

# Send an authorized request:
```

```
POST https://example.org
X-Token: {{token}}
{
  "name": "Alice",
  "value": 100
}
HTTP 200
```

[Doc](#)

Checking Byte Order Mark (BOM) in Response Body

```
GET https://example.org/data.bin
HTTP 200
[Asserts]
bytes startsWith hex,efbbbf;
```

[Doc](#)

AWS Signature Version 4 Requests

Generate signed API requests with [AWS Signature Version 4](#), as used by several cloud providers.

```
POST https://sts.eu-central-1.amazonaws.com/
[Options]
aws-sigv4: aws:amz:eu-central-1:sts
[Form]
Action: GetCallerIdentity
Version: 2011-06-15
```

The Access Key is given per [--user](#), either with command line option or within the [\[Options\]](#) section:

```
POST https://sts.eu-central-1.amazonaws.com/
[Options]
aws-sigv4: aws:amz:eu-central-1:sts
user: bob=secret
[Form]
Action: GetCallerIdentity
Version: 2011-06-15
```

[Doc](#)

Using curl Options

curl options (for instance [--resolve](#) or [--connect-to](#)) can be used as CLI argument. In this case, they're applicable to each request of an Hurl file.

```
$ hurl --resolve foo.com:8000:127.0.0.1 foo.hurl
```

Use [\[Options\] section](#) to configure a specific request:

```
GET http://bar.com
HTTP 200

GET http://foo.com:8000/resolve
[Options]
```



```
resolve: foo.com:8000:127.0.0.1
HTTP 200
`Hello World!`
```

[Doc](#)

Running Tests

Use --test Option

Hurl is run by default as an HTTP client, returning the body of the last HTTP response.

```
$ hurl hello.hurl
Hello World!
```

When multiple input files are provided, Hurl outputs the body of the last HTTP response of each file.

```
$ hurl hello.hurl assert_json.hurl
Hello World!
{ "id": 1, "name": "Bob"},
{ "id": 2, "name": "Bill"}
]
```

For testing, we are only interested in the asserts results, we don't need the HTTP body response. To use Hurl as a test tool with an adapted output, you can use [--test option](#):

```
$ hurl --test hello.hurl assert_json.hurl
hello.hurl: Success (6 request(s) in 245 ms)
assert_json.hurl: Success (8 request(s) in 308 ms)
```

```
Executed files:      2
Executed requests: 10 (17.82/s)
Succeeded files:    2 (100.0%)
Failed files:       0 (0.0%)
Duration:           561 ms
```

Or, in case of errors:

```
$ hurl --test hello.hurl error_assert_status.hurl
hello.hurl: Success (4 request(s) in 5 ms)
error: Assert status code
--> error_assert_status.hurl:9:6
|
| GET http://localhost:8000/not_found
| ...
9 | HTTP 200
|    ^^^ actual value is <404>
|

error_assert_status.hurl: Failure (1 request(s) in 2 ms)
```

```
Executed files:      2
Executed requests:  5 (500.0/s)
Succeeded files:    1 (50.0%)
Failed files:       1 (50.0%)
```

```
Duration:          10 ms
```

In test mode, files are executed in parallel to speed-up the execution. If a sequential run is needed, you can use [--jobs 1](#) option to execute tests one by one.

```
$ hurl --test --jobs 1 *.hurl
```

[--repeat option](#) can be used to repeat run files and do performance check. For instance, this call will run 1000 tests in parallel:

```
$ hurl --test --repeat 1000 stress.hurl
```

Selecting Tests

Hurl can take multiple files into inputs:

```
$ hurl --test test/integration/a.hurl test/integration/b.hurl test/integration/c.hurl
```

```
$ hurl --test test/integration/*.hurl
```

Or you can simply give a directory and Hurl will find files with `.hurl` extension recursively:

```
$ hurl --test test/integration/
```

Finally, you can use [--glob option](#) to test files that match a given pattern:

```
$ hurl --test --glob "test/integration/**/*.hurl"
```

Debugging

Debug Logs

If you need more error context, you can use [--error-format long option](#) to print HTTP bodies for failed asserts:

```
$ hurl --test --error-format long hello.hurl error_assert_status.hurl
hello.hurl: Success (4 request(s) in 6 ms)
HTTP/1.1 404
Server: Werkzeug/3.0.3 Python/3.12.4
Date: Wed, 10 Jul 2024 15:42:41 GMT
Content-Type: text/html; charset=utf-8
Content-Length: 207
Server: Flask Server
Connection: close

<!doctype html>
<html lang=en>
<title>404 Not Found</title>
```

```
<h1>Not Found</h1>
<p>The requested URL was not found on the server. If you entered the URL manually,
```

error: Assert status code

```
--> error_assert_status.hurl:9:6
|
| GET http://localhost:8000/not_found
| ...
9 | HTTP 200
|    ^^^ actual value is <404>
|
```

error_assert_status.hurl: Failure (1 request(s) in 2 ms)

```
Executed files:      2
Executed requests:  5 (454.5/s)
Succeeded files:    1 (50.0%)
Failed files:       1 (50.0%)
Duration:           11 ms
```

Individual requests can be modified with `[Options]` section [options](#) to turn on logs for a particular request, using [verbose](#) and [very-verbose](#) option.

With this Hurl file:

```
GET https://foo.com
HTTP 200

GET https://bar.com
[Options]
very-verbose: true
HTTP 200

GET https://baz.com
HTTP 200
```

Running `hurl --test .` will output debug logs for the request to `https://bar.com`.

[--verbose](#) / [--very-verbose](#) can also be enabled globally, for every requests of every tested files:

```
$ hurl --test --very-verbose .
```

HTTP Responses

In test mode, HTTP responses are not displayed. One way to get HTTP responses even in test mode is to use [--output option](#) of `[Options]` section: `--output file` allows to save a particular response to a file, while `--output -` allows to redirect HTTP responses to standard output.

```
GET http://foo.com
HTTP 200

GET https://bar.com
[Options]
output: -
HTTP 200
```

```
$ hurl --test .
<html><head><meta http-equiv="content-type" content="text/html; charset=utf-8">
<title>301 Moved</TITLE></head><body>
```

```
<h1>301 Moved</h1>
The document has moved
<a HREF="https://www.bar.com/">here</a>.
</body></html>
/tmp/test.hurl: Success (2 request(s) in 184 ms)
```

```
Executed files:      1
Executed requests:  2 (10.7/s)
Succeeded files:    1 (100.0%)
Failed files:       0 (0.0%)
Duration:           187 ms
```

Generating Report

In the different reports, files are always referenced in the input order (which, as tests are executed in parallel, can be different from the execution order).

HTML Report

Hurl can generate an HTML report by using the [--report-html DIR](#) option.

If the HTML report already exists, the test results will be appended to it.

Test Report

Tue, 27 Dec 2022 12:36:52 +0100

Executed: 3 (100%)

Succeeded: 2 (66.7%)

Failed: 1 (33.3%)

File	Status	Duration
Users/jc/Documents/Dev/hurl/integration/tests_ok/assert_base64.hurl	success	0.006
Users/jc/Documents/Dev/hurl/integration/tests_ok/assert_header.hurl	success	0.007
Users/jc/Documents/Dev/hurl/integration/tests_ok/assert_json.hurl	failure	0.01

The input Hurl files (HTML version) are also included and are easily accessed from the main page.

```
1 GET http://localhost:8000/assert-json
2 HTTP/1.0 200
3 [Asserts]
4 jsonpath "$.count" equals 5
5 jsonpath "$.count" == 5
6 jsonpath "$.count" equals 5.0
7 jsonpath "$.count" notEquals 4
8 jsonpath "$.count" != 4
9 jsonpath "$.count" greaterThan 1
10 jsonpath "$.count" greaterThan 1.0
11 jsonpath "$.count" >= 1.0
```

JSON Report

A JSON report can be produced by using the [--report-json DIR](#). The report directory will contain a report.json file, including each test file executed with [--json](#) option and a reference to each HTTP response of the run dumped to disk.

If the JSON report already exists, it will be updated with the new test results.

JUnit Report

A JUnit report can be produced by using the [--report-junit FILE](#) option.

If the JUnit report already exists, it will be updated with the new test results.

TAP Report

A TAP report ([Test Anything Protocol](#)) can be produced by using the [--report-tap FILE](#) option.

If the TAP report already exists, it will be updated with the new test results.

Use Variables in Tests

To use variables in your tests, you can:

- use [--variable option](#)
- use [--variables-file option](#)
- define environment variables, for instance `HURL_foo=bar`

You will find a detailed description in the [Injecting Variables](#) section of the docs.

Frequently Asked Questions

General

Why “Hurl”?

The name Hurl is a tribute to the awesome [curl](#), with a focus on the HTTP protocol. While it may have an informal meaning not particularly elegant, [other eminent tools](#) have set a precedent in naming.

Yet Another Tool, I already use X

We think that Hurl has some advantages compared to similar tools.

Hurl is foremost a command line tool and should be easy to use on a local computer, or in a CI/CD pipeline. Some tools in the same space as Hurl ([Postman](#) for instance), are GUI oriented, and we find it less attractive than CLI. As a command line tool, Hurl can be used to get HTTP data (like [curl](#)), but also as a test tool for HTTP sessions, or even as documentation.

Having a text based [file format](#) is another advantage. The Hurl format is simple, focused on the HTTP domain, can serve as documentation and can be read or written by non-technical people.

For instance putting JSON data with Hurl can be done with this simple file:

```
PUT http://localhost:3000/api/login
{
  "username": "xyz",
  "password": "xyz"
}
```

With [curl](#):

```
curl --header "Content-Type: application/json" \
  --request PUT \
  --data '{"username": "xyz", "password": "xyz"}' \
  http://localhost:3000/api/login
```

[Karate](#), a tool combining API test automation, mocking, performance-testing, has similar features but offers also much more at a cost of an increased complexity.

Comparing Karate file format:

```
Scenario: create and retrieve a cat

Given url 'http://myhost.com/v1/cats'
And request { name: 'Billie' }
When method post
Then status 201
And match response == { id: '#notnull', name: 'Billie' }

Given path response.id
When method get
Then status 200
```

And Hurl:

```
# Scenario: create and retrieve a cat

POST http://myhost.com/v1/cats
{ "name": "Billie" }
HTTP 201
[Captures]
cat_id: jsonpath "$.id"
[Asserts]
jsonpath "$.name" == "Billie"

GET http://myshost.com/v1/cats/{{cat_id}}
HTTP 200
```

A key point of Hurl is to work on the HTTP domain. In particular, there is no JavaScript runtime, Hurl works on the raw HTTP requests/responses, and not on a DOM managed by a HTML engine. For security, this can be seen as a feature: let's say you want to test backend validation, you want to be able to bypass the browser or javascript validations and directly test a backend endpoint.

Finally, with no headless browser and working on the raw HTTP data, Hurl is also really reliable with a very small probability of false positives. Integration tests with tools like [Selenium](#) can, in this regard, be challenging to maintain.

Just use what is convenient for you. In our case, it's Hurl!

Hurl is build on top of libcurl, but what is added?

Hurl has two main functionalities on top of [curl](#):

1. Chain several requests:

With its [captures](#), it enables to inject data received from a response into following requests. [CSRF tokens](#) are typical examples in a standard web session.

2. Test HTTP responses:

With its [asserts](#), responses can be easily tested.

Hurl benefits from the features of the `libcurl` against it is linked. You can check `libcurl` version with `hurl --version`.

For instance on macOS:

```
$ hurl --version
hurl 2.0.0 libcurl/7.79.1 (SecureTransport) LibreSSL/3.3.6 zlib/1.2.11 nghttp2/1.
Features (libcurl): alt-svc AsynchDNS HSTS HTTP2 IPv6 Largefile libz NTLM NTLM_V
Features (built-in): brotli
```

You can also check which libcurl is used.

On macOS:

```
$ which hurl
/opt/homebrew/bin/hurl
$ otool -L /opt/homebrew/bin/hurl:
    /usr/lib/libxml2.2.dylib (compatibility version 10.0.0, current version 10.0.0)
    /System/Library/Frameworks/CoreFoundation.framework/Versions/A/CoreFoundation.framework (compatibility version 1.0.0, current version 1.0.0)
    /usr/lib/libcurl.4.dylib (compatibility version 7.0.0, current version 9.0.0)
    /usr/lib/libiconv.2.dylib (compatibility version 7.0.0, current version 7.0.0)
    /usr/lib/libSystem.B.dylib (compatibility version 1.0.0, current version 1.0.0)
```

On Linux:

```
$ which hurl
/root/.cargo/bin/hurl
$ ldd /root/.cargo/bin/hurl
ldd /root/.cargo/bin/hurl
    linux-vdso.so.1 (0x0000ffff8656a000)
    libxml2.so.2 => /usr/lib/aarch64-linux-gnu/libxml2.so.2 (0x0000ffff85fe8000)
    libcurl.so.4 => /usr/lib/aarch64-linux-gnu/libcurl.so.4 (0x0000ffff85f45000)
    libgcc_s.so.1 => /lib/aarch64-linux-gnu/libgcc_s.so.1 (0x0000ffff85f21000)
    ...
    libkeyutils.so.1 => /lib/aarch64-linux-gnu/libkeyutils.so.1 (0x0000ffff85f10000)
    libffi.so.7 => /usr/lib/aarch64-linux-gnu/libffi.so.7 (0x0000ffff82ebc000)
```

Note that some Hurl features are dependent on libcurl capacities: for instance, if your libcurl doesn't support HTTP/2 Hurl won't be able to send HTTP/2 request.

Why shouldn't I use Hurl?

If you need a GUI. Currently, Hurl does not offer a GUI version (like [Postman](#)). While we think that it can be useful, we prefer to focus for the time-being on the core, keeping something simple and fast. Contributions to build a GUI are welcome.

I have a large numbers of tests, how to run just specific tests?

By convention, you can organize Hurl files into different folders or prefix them.

For example, you can split your tests into two folders critical and additional.

```
critical/test1.hurl
critical/test2.hurl
additional/test1.hurl
additional/test2.hurl
```

You can simply run your critical tests with

```
$ hurl --test critical/*.hurl
```

How can I use my Hurl files outside Hurl?

Hurl file can be exported to a JSON file with `hurlfmt`. This JSON file can then be easily parsed for converting to a different format, getting ad-hoc information,...

For example, the Hurl file

```
GET https://example.org/api/users/1
User-Agent: Custom
HTTP 200
[Asserts]
jsonpath "$.name" == "Bob"
```

will be converted to JSON with the following command:

```
$ hurlfmt test.hurl --out json | jq
{
  "entries": [
    {
      "request": {
        "method": "GET",
        "url": "https://example.org/api/users/1",
        "headers": [
          {
            "name": "User-Agent",
            "value": "Custom"
          }
        ]
      },
      "response": {
        "version": "HTTP",
        "status": 200,
        "asserts": [
          {
            "query": {
              "type": "jsonpath",
              "expr": "$.name"
            },
            "predicate": {
              "type": "==",
              "value": "Bob"
            }
          }
        ]
      }
    }
  ]
}
```

Can I do calculation within a Hurl file?

Currently, the templating is very simple, only accessing variables. Calculations can be done beforehand, before running the Hurl File.

For example, with date calculations, variables now and tomorrow can be used as param or expected value.

```
$ TODAY=$(date '+%Y%m%d')
$ TOMORROW=$(date '+%Y%m%d' -d"+1days")
$ hurl --variable "today=$TODAY" --variable "tomorrow=$TOMORROW" test.hurl
```

You can also use environment variables that begins with `HURL_` to inject data in an Hurl file. For instance, to inject today and tomorrow variables:


```
$ export HURL_today=$(date '+%y%m%d')
$ export HURL_tomorrow=$(date '+%y%m%d' -d"+1days")
$ hurl test.hurl
```

You can also use [filters](#) to process HTTP responses in asserts and captures.

macOS

How can I use a custom libcurl (from Homebrew by instance)?

No matter how you've installed Hurl (using the precompiled binary for macOS or with [Homebrew](#)) Hurl is linked against the built-in system libcurl. If you want to use another libcurl (for instance, if you've installed curl with Homebrew and want Hurl to use Homebrew's libcurl), you can patch Hurl with the following command:

```
$ sudo install_name_tool -change /usr/lib/libcurl.4.dylib PATH_TO_CUSTOM_LIBCURL
```

For instance:

```
# /usr/local/opt/curl/lib/libcurl.4.dylib is installed by `brew install curl`
$ sudo install_name_tool -change /usr/lib/libcurl.4.dylib /usr/local/opt/curl/li
```

File Format

Hurl File

Character Encoding

Hurl file should be encoded in UTF-8, without a byte order mark at the beginning (while Hurl ignores the presence of a byte order mark rather than treating it as an error)

File Extension

Hurl file extension is `.hurl`

Comments

Comments begin with `#` and continue until the end of line. Hurl file can serve as a documentation for HTTP based workflows so it can be useful to be very descriptive.

```
# A very simple Hurl file
# with tasty comments...
GET https://www.sample.net
x-app: MY_APP # Add a dummy header
HTTP 302      # Check that we have a redirection
[Asserts]
header "Location" exists
header "Location" contains "login" # Check that we are redirected to the login page
```

Special Characters in Strings

String can include the following special characters:

- The escaped special characters `"` (double quotation mark), `\` (backslash), `\b` (backspace), `\f` (form feed), `\n` (line feed), `\r` (carriage return), and `\t` (horizontal tab)
- An arbitrary Unicode scalar value, written as `\u{n}`, where `n` is a 1–8 digit hexadecimal number

```
GET https://example.org/api
HTTP 200
# The following assert are equivalent:
[Asserts]
jsonpath "$.slideshow.title" == "A beautiful >!"
jsonpath "$.slideshow.title" == "A beautiful \u{2708}!"
```

In some case, (in headers value, etc..), you will also need to escape `#` to distinguish it from a comment. In the following example:

```
GET https://example.org/api
x-token: BEEF \#STACK # Some comment
HTTP 200
```

We're sending a header x-token with value BEEF #STACK

Entry

Definition

A Hurl file is a list of entries, each entry being a mandatory [request](#), optionally followed by a [response](#).

Responses are not mandatory, a Hurl file consisting only of requests is perfectly valid. To sum up, responses can be used to [capture values](#) to perform subsequent requests, or [add asserts to HTTP responses](#).

Example

```
# First, test home title.
GET https://acmecorp.net
HTTP 200
[Asserts]
xpath "normalize-space(//head/title)" == "Hello world!"

# Get some news, response description is optional
GET https://acmecorp.net/news

# Do a POST request without CSRF token and check
# that status code is Forbidden 403
POST https://acmecorp.net/contact
[Form]
default: false
email: john.doe@rookie.org
number: 33611223344
HTTP 403
```

Description

Options

[Options](#) specified on the command line apply to every entry in an Hurl file. For instance, with [--location option](#), every entry of a given file will follow redirection:

```
$ hurl --location foo.hurl
```

You can use an `[[Options]` section [options](#) to set option only for a specified request. For instance, in this Hurl file, the second entry will follow location (so we can test the status code to be 200 instead of 301).

```
GET https://google.fr
HTTP 301

GET https://google.fr
[Options]
location: true
HTTP 200

GET https://google.fr
```

```
HTTP 301
```

You can use the [Options] (#getting-started-manual-options) section to log a specific entry:

```
# ... previous entries

GET https://api.example.org
[Options]
very-verbose: true
HTTP 200

# ... next entries
```

Cookie storage

Requests in the same Hurl file share the cookie storage, enabling, for example, session based scenario.

Redirects

By default, Hurl doesn't follow redirection. To effectively run a redirection, entries should describe each step of the redirection, allowing insertion of asserts in each response.

```
# First entry, test the redirection (status code and 'Location' header)
GET https://example.org
HTTP 301
Location: https://www.example.org

# Second entry, the 200 OK response
GET https://www.example.org
HTTP 200
```

Alternatively, one can use [--location](#) / [--location-trusted](#) options to force redirection to be followed. In this case, asserts are executed on the last received response. Optionally, the number of redirections can be limited with [--max-redirs](#).

```
# Running hurl --location foo.hurl
GET https://example.org
HTTP 200
```

Finally, you can force redirection on a particular request with an [Options] section [options](#) and the [--location](#) / [--location-trusted](#) options:

```
GET https://example.org
[Options]
location-trusted: true
HTTP 200
```

Redirections can be tested either by:

- running and asserting each step of redirection:

```
GET https://example.org/step1
HTTP 301
[Asserts]
header "Location" == "https://example.org/step2"
```

```
GET https://example.org/step2
HTTP 301
[Asserts]
header "Location" == "https://example.org/step3"

GET https://example.org/step3
HTTP 200
```

- using `--location` / `--location-trusted`, testing each step with [redirects query](#):

```
GET https://example.org/step1
[Options]
location: true
HTTP 200
[Asserts]
redirects count == 2
redirects nth 0 location == "https://example.org/step2"
redirects nth 1 location == "https://example.org/step3"
```

[url_query](#) can also be used to get the final effective URL:

```
GET https://example.org/step1
[Options]
location: true
HTTP 200
[Asserts]
url == "https://example.org/step3"
```

Retry

Every entry can be retried upon asserts, captures or runtime errors. Retries allow polling scenarios and effective runs under flaky conditions. Asserts can be explicit (with an `[Asserts]` section)[asserts](#)), or implicit (like [headers](#) or [status code](#)).

Retries can be set globally for every request (see `--retry` and `--retry-interval`), or activated on a particular request with an `[Options]` section)[options](#).

For example, in this Hurl file, first we create a new job then we poll the new job until it's completed:

```
# Create a new job
POST http://api.example.org/jobs
HTTP 201
[Captures]
job_id: jsonpath "$.id"
[Asserts]
jsonpath "$.state" == "RUNNING"

# Pull job status until it is completed
GET http://api.example.org/jobs/{{job_id}}
[Options]
retry: 10 # maximum number of retry, -1 for unlimited
retry-interval: 300ms
HTTP 200
[Asserts]
jsonpath "$.state" == "COMPLETED"
```

Control flow

In `[Options]` (`#getting-started-manual-options`) section, `skip` and `repeat` can be used to control flow of execution:

- skip: true/false skip this request and execute the next one unconditionally,
- repeat: N loop the request N times. If there are assert or runtime errors, the requests execution is stopped.

```
# This request will be played exactly 3 times
GET https://example.org/foo
[Options]
repeat: 3
HTTP 200

# This request is skipped
GET https://example.org/foo
[Options]
skip: true
HTTP 200
```

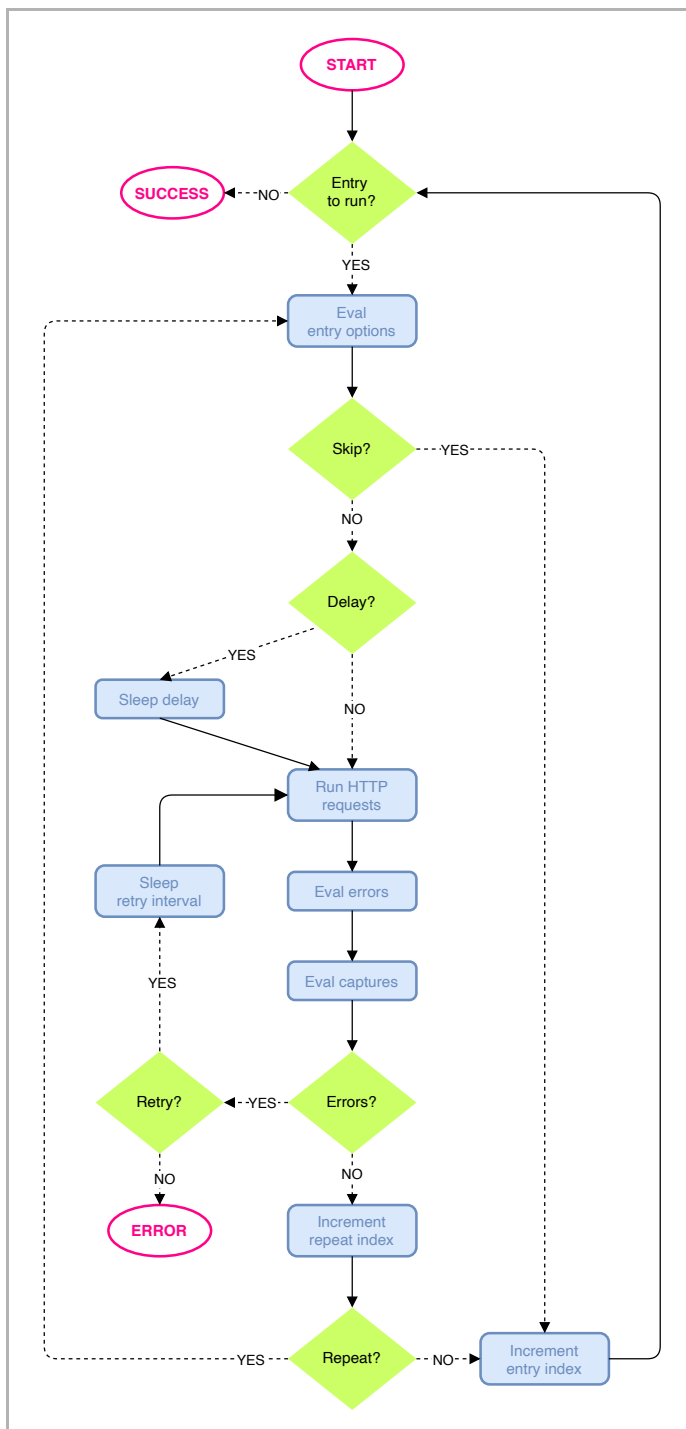
Additionally, a delay can be inserted between requests, to add a delay before execution of a request (aka sleep).

```
# A 5 seconds delayed request
GET https://example.org/foo
[Options]
delay: 5s
HTTP 200
```

[delay](#) and [repeat](#) can also be used globally as command line options:

```
$ hurl --delay 500ms --repeat 3 foo.hurl
```

For complete reference, below is a diagram for the executed entries.



Request

Definition

Request describes an HTTP request: a mandatory [method](#) and [URL](#), followed by optional [headers](#).

Then, [options](#), [query parameters](#), [form parameters](#), [multipart form data](#), [cookies](#), and [basic authentication](#) can be used to configure the HTTP request.

Finally, an optional [body](#) can be used to configure the HTTP request body.

Example

```
GET https://example.org/api/dogs?id=4567
User-Agent: My User Agent
Content-Type: application/json
[BasicAuth]
alice: secret
```

Structure

PUT https://sample.net	Method and URL (mandatory)
accept: */*	HTTP request headers (optional)
x-powered-by: Express	
user-agent: Test	
[Options]	Options , query strings , form params , cookies , authentication ... (optional sections, unordered)
...	
[Query]	
...	
[Form]	
...	
[BasicAuth]	
...	HTTP request body (optional)
[Cookies]	
...	
...	
...	
{	
"type": "F00",	
"value": 356789,	
"ordered": true,	
"index": 10	
}	

[Headers](#), if present, follow directly after the [method](#) and [URL](#). This allows Hurl format to 'look like' the real HTTP format. Contrary to HTTP headers, other parameters are defined in sections ([Cookies], [Query], [Form] etc...) These sections are not ordered and can be mixed in any way:

```
GET https://example.org/api/dogs
User-Agent: My User Agent
[Query]
id: 4567
order: newest
[BasicAuth]
alice: secret
```

```
GET https://example.org/api/dogs
User-Agent: My User Agent
[BasicAuth]
alice: secret
[Query]
id: 4567
order: newest
```

The last optional part of a request configuration is the request [body](#). Request body must be the last parameter of a request (after [headers](#) and request sections). Like headers, body have no explicit marker:


```
POST https://example.org/api/dogs?id=4567
User-Agent: My User Agent
{
  "name": "Ralphy"
}
```

Description

Method

Mandatory HTTP request method, usually one of GET, HEAD, POST, PUT, DELETE, CONNECT, OPTIONS, TRACE and PATCH.

Other methods can be used like QUERY with the constraint of using only uppercase chars.

URL

Mandatory HTTP request URL.

URL can contain query parameters, even if using a [query parameters section](#) is preferred.

```
# A request with URL containing query parameters.
GET https://example.org/forum/questions/?search=Install%20Linux&order=newest

# A request with query parameters section, equivalent to the first request.
GET https://example.org/forum/questions/
[Query]
search: Install Linux
order: newest
```

Query parameters in query parameter section are not URL encoded.

When query parameters are present in the URL and in a query parameters section, the resulting request will have both parameters.

Headers

Optional list of HTTP request headers.

A header consists of a name, followed by a : and a value.

```
GET https://example.org/news
User-Agent: Mozilla/5.0 (Macintosh; Intel Mac OS X 10.14; rv:70.0) Gecko/20100101
Accept: */*
Accept-Language: en-US,en;q=0.5
Accept-Encoding: gzip, deflate, br
Connection: keep-alive
```

Headers directly follow URL, without any section name, contrary to query parameters, form parameters or cookies

Note that a header usually doesn't start with double quotes. If a header value starts with double quotes, double quotes will be part of the header value:

```
PATCH https://example.org/file.txt
If-Match: "e0023aa4e"
```

If-Match request header will be sent with the following value "e0023aa4e" (started and ended with double quotes).

Headers must follow directly after the [method](#) and [URL](#).

Options

Options used to execute this request.

Options such as [--location](#), [--verbose](#), [--insecure](#) can be used at the command line and applied to every request of an Hurl file. An [Options] section can be used to apply option to only one request (without passing options to the command line), while other requests are unaffected.

```
GET https://example.org
# An options section, each option is optional and applied only to this request...
[Options]
aws-sigv4: aws:amz:sts      # generate AWS SigV4 Authorization header
cacert: /etc/cert.pem       # custom certificate file
cert: /etc/client-cert.pem  # client authentication certificate
key: /etc/client-cert.key   # client authentication certificate key
compressed: true            # request a compressed response
connect-timeout: 20s        # connect timeout
delay: 3s                   # delay for this request (aka sleep)
http3: true                 # use HTTP/3 protocol version
insecure: true              # allow insecure SSL connections and transfers
ipv6: true                  # use IPv6 addresses
limit-rate: 32000           # limit this request to the specified speed (bytes/s)
location: true              # follow redirection for this request
max-redirs: 10              # maximum number of redirections
max-time: 30s               # maximum time for a request/response
output: out.html            # dump the response to this file
path-as-is: true            # do not handle sequences of ../ or ./ in URL path
retry: 10                   # number of retry if HTTP asserts errors
retry-interval: 500ms       # interval between retry
skip: false                 # skip this request
unix-socket: sock           # use Unix socket for transfer
user: bob:secret            # use basic authentication
proxy: my.proxy:8012        # define proxy (host:port where host can be an IP address)
variable: country=Italy     # define variable country
variable: planet=Earth      # define variable planet
verbose: true               # allow verbose output
very-verbose: true          # allow more verbose output
```

Variable defined in an [Options] section are defined also for the next entries. This is the exception, all other options are defined only for the current request.

Query parameters

Optional list of query parameters.

A query parameter consists of a field, followed by a : and a value. The query parameters section starts with [Query]. Contrary to query parameters in the URL, each value in the query parameters section is not URL encoded.

```
GET https://example.org/news
User-Agent: Mozilla/5.0 (Macintosh; Intel Mac OS X 10.14; rv:70.0) Gecko/20100101
[Query]
order: newest
search: {{custom-search}}
count: 100
```

If there are any parameters in the URL, the resulted request will have both parameters.

Form parameters

A form parameters section can be used to send data, like [HTML form](#).

This section contains an optional list of key values, each key followed by a `:` and a value. Key values will be encoded in key-value tuple separated by `'&'`, with a `'='` between the key and the value, and sent in the body request. The content type of the request is `application/x-www-form-urlencoded`. The form parameters section starts with `[Form]`.

```
POST https://example.org/contact
[Form]
default: false
token: {{token}}
email: john.doe@rookie.org
number: 33611223344
```

Form parameters section can be seen as syntactic sugar over body section (values in form parameters section are not URL encoded.). A [online string body](#) could be used instead of a forms parameters section.

```
# Run a POST request with form parameters section:
POST https://example.org/test
[Form]
name: John Doe
key1: value1

# Run the same POST request with a body section:
POST https://example.org/test
Content-Type: application/x-www-form-urlencoded
`name=John%20Doe&key1=value1`
```

When both [body section](#) and form parameters section are present, only the body section is taken into account.

Multipart Form Data

A multipart form data section can be used to send data, with key / value and file content (see [multipart/form-data on MDN](#)).

The form parameters section starts with `[Multipart]`.

```
POST https://example.org/upload
[Multipart]
field1: value1
field2: file,example.txt;
# One can specify the file content type:
field3: file,example.zip; application/zip
```

Files are relative to the input Hurl file, and cannot contain implicit parent directory (`..`). You can use [--file-root option](#) to specify the root directory of all file nodes.

Content type can be specified or inferred based on the filename extension:

- `.gif`: `image/gif`,
- `.jpg`: `image/jpeg`,
- `.jpeg`: `image/jpeg`,

- .png: image/png,
- .svg: image/svg+xml,
- .txt: text/plain,
- .htm: text/html,
- .html: text/html,
- .pdf: application/pdf,
- .xml: application/xml

By default, content type is application/octet-stream.

As an alternative to a [Multipart] section, multipart forms can also be sent with a [multiline string body](#):

```
POST https://example.org/upload
Content-Type: multipart/form-data; boundary="boundary"
...
--boundary
Content-Disposition: form-data; name="key1"

value1
--boundary
Content-Disposition: form-data; name="upload1"; filename="data.txt"
Content-Type: text/plain

Hello World!
--boundary
Content-Disposition: form-data; name="upload2"; filename="data.html"
Content-Type: text/html

<div>Hello <b>World</b>!</div>
--boundary--
...
```

When using a multiline string body to send a multipart form data, files content must be inlined in the Hurl file.

Cookies

Optional list of session cookies for this request.

A cookie consists of a name, followed by a : and a value. Cookies are sent per request, and are not added to the cookie storage session, contrary to a cookie set in a header response. (for instance Set-Cookie: theme=light). The cookies section starts with [Cookies].

```
GET https://example.org/index.html
[Cookies]
theme: light
sessionToken: abc123
```

Cookies section can be seen as syntactic sugar over corresponding request header.

```
# Run a GET request with cookies section:
GET https://example.org/index.html
[Cookies]
theme: light
sessionToken: abc123

# Run the same GET request with a header:
GET https://example.org/index.html
Cookie: theme=light; sessionToken=abc123
```

Basic Authentication

A basic authentication section can be used to perform [basic authentication](#).

Username is followed by a : and a password. The basic authentication section starts with [BasicAuth]. Username and password are *not* base64 encoded.

```
# Perform basic authentication with login `bob` and password `secret`.
GET https://example.org/protected
[BasicAuth]
bob: secret
```

Spaces surrounded username and password are trimmed. If you really want a space in your password (!), you could use [Hurl unicode literals \u{20}](#).

This is equivalent (but simpler) to construct the request with a [Authorization](#) header:

```
# Authorization header value can be computed with `echo -n 'bob:secret' | base64`
GET https://example.org/protected
Authorization: Basic Ym9iOnNlY3JldA==
```

Basic authentication allows per request authentication. If you want to add basic authentication to all the requests of a Hurl file you can use [-u/--user option](#).

Body

Optional HTTP body request.

If the body of the request is a [JSON](#) string or a [XML](#) string, the value can be directly inserted without any modification. For a text based body that is neither JSON nor XML, one can use [multiline string body](#) that starts with ``` and ends with ```. Multiline string body support “language hint” and can be used to create [GraphQL queries](#).

For a precise byte control of the request body, [Base64](#) encoded string, [hexadecimal string](#) or [included file](#) can be used to describe exactly the body byte content.

You can set a body request even with a GET body, even if this is not a common practice.

The body section must be the last section of the request configuration.

JSON body

JSON request body is used to set a literal JSON as the request body.

```
# Create a new doggy thing with JSON body:
POST https://example.org/api/dogs
{
  "id": 0,
  "name": "Frieda",
  "picture": "images/scottish-terrier.jpeg",
  "age": 3,
  "breed": "Scottish Terrier",
  "location": "Lisco, Alabama"
}
```

JSON request body can be [templated with variables](#):

```
# Create a new catty thing with JSON body:
POST https://example.org/api/cats
{
  "id": 42,
  "lives": {{lives_count}},
  "name": "{{ name }}"
}
```

When using JSON request body, the content type `application/json` is automatically set.

JSON request body can be seen as syntactic sugar of [multiline string body](#) with `json` identifier:

```
# Create a new doggy thing with JSON body:
POST https://example.org/api/dogs
```json
{
 "id": 0,
 "name": "Frieda",
 "picture": "images/scottish-terrier.jpeg",
 "age": 3,
 "breed": "Scottish Terrier",
 "location": "Lisco, Alabama"
}
```
```

XML body

XML request body is used to set a literal XML as the request body.

```
# Create a new soapy thing XML body:
POST https://example.org/InStock
Content-Type: application/soap+xml; charset=utf-8
Content-Length: 299
SOAPAction: "http://www.w3.org/2003/05/soap-envelope"
<?xml version="1.0" encoding="UTF-8"?>
<soap:Envelope xmlns:soap="http://www.w3.org/2003/05/soap-envelope" xmlns:m="http://www.w3.org/2003/05/soap-envelope">
  <soap:Header></soap:Header>
  <soap:Body>
    <m:GetStockPrice>
      <m:StockName>GOOG</m:StockName>
    </m:GetStockPrice>
  </soap:Body>
</soap:Envelope>
```

XML request body can be seen as syntactic sugar of [multiline string body](#) with `xml` identifier:

```
# Create a new soapy thing XML body:
POST https://example.org/InStock
Content-Type: application/soap+xml; charset=utf-8
Content-Length: 299
SOAPAction: "http://www.w3.org/2003/05/soap-envelope"
```xml
<?xml version="1.0" encoding="UTF-8"?>
<soap:Envelope xmlns:soap="http://www.w3.org/2003/05/soap-envelope" xmlns:m="http://www.w3.org/2003/05/soap-envelope">
 <soap:Header></soap:Header>
 <soap:Body>
 <m:GetStockPrice>
 <m:StockName>GOOG</m:StockName>
 </m:GetStockPrice>
 </soap:Body>
</soap:Envelope>
```
```

Contrary to JSON body, the succinct syntax of XML body can not use variables. If you need to use variables in your XML body, use a simple [multiline string body](#) with variables.

GraphQL query

GraphQL query uses [multiline string body](#) with graphql identifier:

```
POST https://example.org/starwars/graphql
``graphql
{
  human(id: "1000") {
    name
    height(unit: FOOT)
  }
}
```

GraphQL query body can use [GraphQL variables](#):

```
POST https://example.org/starwars/graphql
``graphql
query Hero($episode: Episode, $withFriends: Boolean!) {
  hero(episode: $episode) {
    name
    friends @include(if: $withFriends) {
      name
    }
  }
}

variables {
  "episode": "JEDI",
  "withFriends": false
}
```

GraphQL query, as every multiline string body, can use Hurl variables.

```
POST https://example.org/starwars/graphql
``graphql
{
  human(id: "{{human_id}}") {
    name
    height(unit: FOOT)
  }
}
```

Hurl variables and GraphQL variables can be mixed in the same body.

Multiline string body

For text based body that are neither JSON nor XML, one can use multiline string, started and ending with ``.`

```
POST https://example.org/models
``
Year,Make,Model,Description,Price
```

```
1997,Ford,E350,"ac, abs, moon",3000.00
1999,Chevy,"Venture ""Extended Edition""",,,4900.00
1999,Chevy,"Venture ""Extended Edition, Very Large""",,5000.00
1996,Jeep,Grand Cherokee,"MUST SELL! air, moon roof, loaded",4799.00
` ``
```

The standard usage of a multiline string is:

is evaluated as “line1\nline2\nline3\n”.

Multiline string body can use language identifier, like `json`, `xml` or `graphql`. Depending on the language identifier, an additional 'Content-Type' request header is sent, and the real body (bytes sent over the wire) can be different from the raw multiline text.

```
POST https://example.org/api/dogs
```json
{
 "id": 0,
 "name": "Frieda",
}
```

Online string body

For text based body that do not contain newlines, one can use oneline string, started and ending with `.`

```
POST https://example.org/helloworld
`Hello world!`
```

## Base64 body

Base64 body is used to set binary data as the request body.

Base64 body starts with `base64`, and end with `;`. MIME's Base64 encoding is supported (newlines and white spaces may be present anywhere but are to be ignored on decoding), and `=` padding characters might be added.

```
POST https://example.org
Some random comments before body
base64,TG9yZW0gaXBzdW0gZG9sb3Igc2l0IGFtZXQsIGNvbnNlY3RldHVyIG
FkaXBpc2NpbmcgZWxpdc4gSW4gbWFsZXNlYWRhLCBuaXNsIHZlbCBkawN0dW0g
aGVuZDJlcm10LDBlClc3QganVzdG8gYmliZW5kdW0gbWV0dXMsIG5lYyBydXRydW
0gdG9ydG9yIG1hc3NhIGlkIG1ldHVzLiA=;
```

**Hex body**

Hex body is used to set binary data as the request body.

Hex body starts with hex, and end with ;.



```
PUT https://example.org
Send a café, encoded in UTF-8
hex,636166c3a90a;
```

### File body

To use the binary content of a local file as the body request, file body can be used. File body starts with `file`, and ends with `;`

```
POST https://example.org
Some random comments before body
file,data.bin;
```

File are relative to the input Hurl file, and cannot contain implicit parent directory (`..`). You can use [--file-root option](#) to specify the root directory of all file nodes.

## Response

### Definition

Responses can be used to capture values to perform subsequent requests, or add asserts to HTTP responses. Response on requests are optional, a Hurl file can just consist of a sequence of [requests](#).

A response describes the expected HTTP response, with mandatory [version and status](#), followed by optional [headers](#), [captures](#), [asserts](#) and [body](#). Assertions in the expected HTTP response describe values of the received HTTP response. Captures capture values from the received HTTP response and populate a set of named variables that can be used in the following entries.

### Example

```
GET https://example.org
HTTP 200
Last-Modified: Wed, 21 Oct 2015 07:28:00 GMT
[Asserts]
xpath "normalize-space(//head/title)" startsWith "Welcome"
xpath "//li" count == 18
```

### Structure

HTTP 200	<a href="#">Version and status</a> (mandatory if response present)
content-length: 206 accept-ranges: bytes user-agent: Test	<a href="#">HTTP response headers</a> (optional)
[Captures] ... [Asserts] ...	<a href="#">Captures</a> and <a href="#">asserts</a> (optional sections, unordered)
{ "type": "F00", "value": 356789, "ordered": true, "index": 10 }	<a href="#">HTTP response body</a> (optional)

## Capture and Assertion

With the response section, one can optionally [capture value from headers, body](#), or [add assert on status code, body or headers](#).

### Body compression

Hurl outputs the raw HTTP body to stdout by default. If response body is compressed (using [br](#), [gzip](#), [deflate](#)), the binary stream is output, without any modification. One can use [--compressed option](#) to request a compressed response and automatically get the decompressed body.

Captures and asserts work automatically on the decompressed body, so you can request compressed data (using [Accept-Encoding](#) header by example) and add assert and captures on the decoded body as if there weren't any compression.

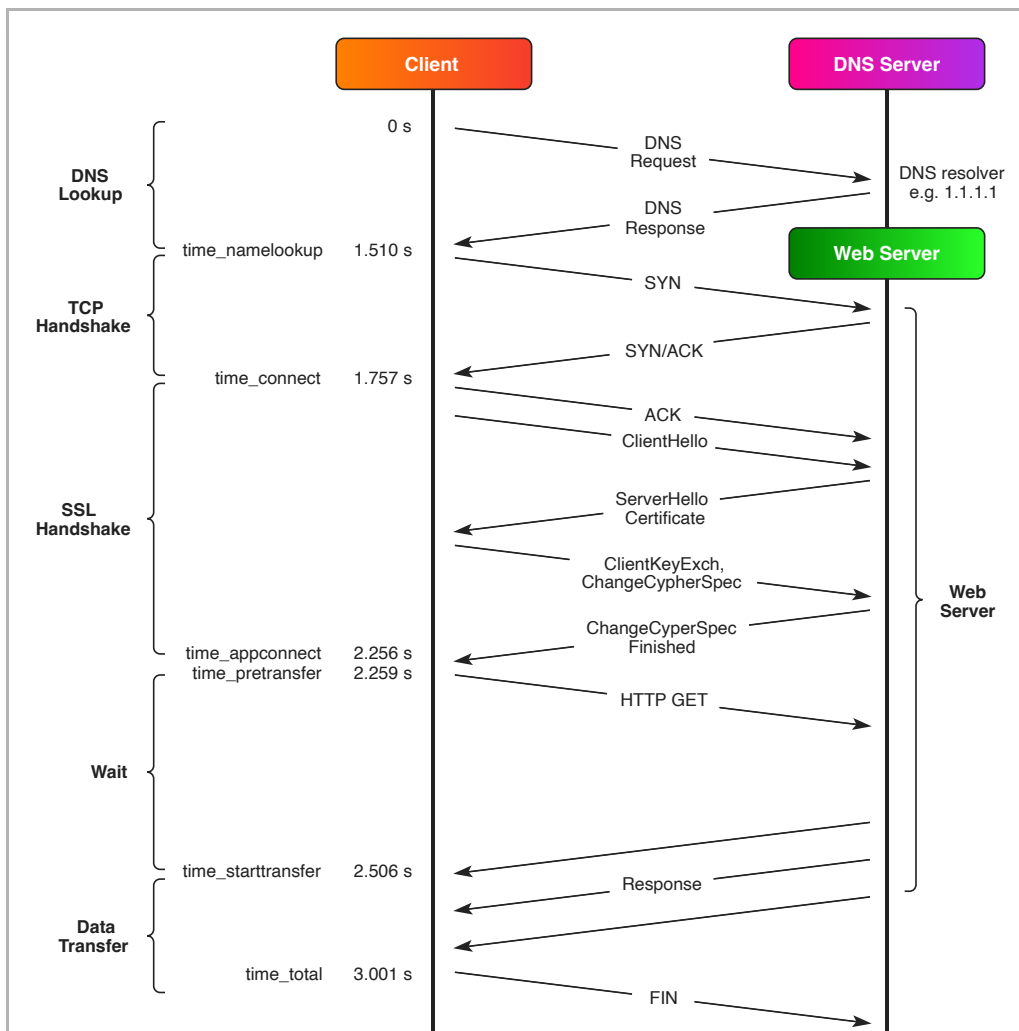
## Timings

HTTP response timings are exposed through Hurl structured output (see [--json](#)), HTML report (see [--report-html](#)) and JSON report (see [--report-json](#)).

On each response, libcurl response timings are available:

- **time\_namelookup**: the time it took from the start until the name resolving was completed. You can use [--resolve](#) to exclude DNS performance from the measure.
- **time\_connect**: The time it took from the start until the TCP connect to the remote host (or proxy) was completed.
- **time\_appconnect**: The time it took from the start until the SSL/SSH/etc connect/handshake to the remote host was completed. The client is then ready to send its HTTP GET request.
- **time\_starttransfer**: The time it took from the start until the first byte was just about to be transferred (just before Hurl reads the first byte from the network). This includes `time_pretransfer` and also the time the server needed to calculate the result.
- **time\_total**: The total time that the full operation lasted.

All timings are in microsecond.



[Courtesy of Cloudflare](#)

## Capturing Response

### Captures

Captures are optional values that are **extracted from the HTTP response** and stored in a named variable. These captures may be the response status code, part of or the entire the body, and response headers.

Captured variables can be accessed through a run session; each new value of a given variable overrides the last value.

Captures can be useful for using data from one request in another request, such as when working with [CSRF tokens](#). Variables in a Hurl file can be created from captures or [injected into the session](#).

```
An example to show how to pass a CSRF token
from one request to another:

First GET request to get CSRF token value:
GET https://example.org
HTTP 200
Capture the CSRF token value from html body.
[Captures]
csrf_token: xpath "normalize-space(//meta[@name='_csrf_token']/@content)"

Do the login !
POST https://acmecorp.net/login?user=toto&password=1234
```

```
X-CSRF-TOKEN: {{csrf_token}}
HTTP 302
```

Structure of a capture:

`my_var : xpath "string(//h1)"`

variable                  query

A capture consists of a variable name, followed by : and a query. Captures section starts with [Captures].

## Query

Queries are used to extract data from an HTTP response.

A query can extract data from

- status line:
  - [status](#)
  - [version](#)
- headers:
  - [header](#)
  - [cookie](#)
- body:
  - [body](#)
  - [bytes](#)
  - [xpath](#)
  - [jsonpath](#)
  - [regex](#)
  - [sha256](#)
  - [md5](#)
- others:
  - [url](#)
  - [redirects](#)
  - [ip](#)
  - [variable](#)
  - [duration](#)
  - [certificate](#)

Extracted data can then be further refined using [filters](#).

## Status capture

Capture the received HTTP response status code. Status capture consists of a variable name, followed by a :, and the keyword status.

```
GET https://example.org
HTTP 200
[Captures]
my_status: status
```

## Version capture

Capture the received HTTP version. Version capture consists of a variable name, followed by a :, and the keyword version. The value captured is a string:

```
GET https://example.org
HTTP 200
[Captures]
http_version: version
```

## Header capture

Capture a header from the received HTTP response headers. Header capture consists of a variable name, followed by a :, then the keyword header and a header name.

```
POST https://example.org/login
[Form]
user: toto
password: 12345678
HTTP 302
[Captures]
next_url: header "Location"
```

## Cookie capture

Capture a [Set-Cookie](#) header from the received HTTP response headers. Cookie capture consists of a variable name, followed by a :, then the keyword cookie and a cookie name.

```
GET https://example.org/cookies/set
HTTP 200
[Captures]
session-id: cookie "LSID"
```

Cookie attributes value can also be captured by using the following format: <cookie-name> [cookie-attribute]. The following attributes are supported: Value, Expires, Max-Age, Domain, Path, Secure, HttpOnly and SameSite.

```
GET https://example.org/cookies/set
HTTP 200
[Captures]
value1: cookie "LSID"
value2: cookie "LSID[Value]" # Equivalent to the previous capture
expires: cookie "LSID[Expires]"
max-age: cookie "LSID[Max-Age]"
domain: cookie "LSID[Domain]"
path: cookie "LSID[Path]"
secure: cookie "LSID[Secure]"
http-only: cookie "LSID[HttpOnly]"
same-site: cookie "LSID[SameSite]"
```

## Body capture

Capture the entire body (decoded as text) from the received HTTP response. The encoding used to decode the body is based on the charset value in the Content-Type header response.

```
GET https://example.org/home
HTTP 200
[Captures]
my_body: body
```

If the Content-Type doesn't include any encoding hint, a [decode filter](#) can be used to explicitly decode the body response bytes.

```
Our HTML response is encoded using GB 2312.
But, the 'Content-Type' HTTP response header doesn't precise any charset,
so we decode explicitly the bytes.
GET https://example.org/cn
HTTP 200
[Captures]
my_body: bytes decode "gb2312"
```

## Bytes capture

Capture the entire body (as a raw bytestream) from the received HTTP response

```
GET https://example.org/data.bin
HTTP 200
[Captures]
my_data: bytes
```

## XPath capture

Capture a [XPath](#) query from the received HTTP body decoded as a string. Currently, only XPath 1.0 expression can be used.

```
GET https://example.org/home
Capture the identifier from the dom node <div id="pet0">5646eaf23</div>
HTTP 200
[Captures]
pet-id: xpath "normalize-space(//div[@id='pet0'])"

Open the captured page.
GET https://example.org/home/pets/{{pet-id}}
HTTP 200
```

XPath captures are not limited to node values (like string, or boolean); any valid XPath can be captured and asserted with variable asserts.

```
Test that the XML endpoint return 200 pets
GET https://example.org/api/pets
HTTP 200
[Captures]
pets: xpath "//pets"
[Asserts]
variable "pets" count == 200
```

XPath expression can also be evaluated against part of the body with a [xpath filter](#):

```
GET https://example.org/home_cn
HTTP 200
[Captures]
pet-id: bytes decode "gb2312" xpath "normalize-space(//div[@id='pet0'])"
```

## JSONPath capture

Capture a [JSONPath](#) query from the received HTTP body.

```
POST https://example.org/api/contact
[Form]
token: {{token}}
email: toto@rookie.net
```

```
HTTP 200
[Captures]
contact-id: jsonpath "$['id']"
```

Explain that the value selected by the JSONPath is coerced to a string when only one node is selected.

As with [XPath captures](#), JSONPath captures can be anything from string, number, to object and collections. For instance, if we have a JSON endpoint that returns the following JSON:

```
{
 "a_null": null,
 "an_object": {
 "id": "123"
 },
 "a_list": [
 1,
 2,
 3
],
 "an_integer": 1,
 "a float": 1.1,
 "a_bool": true,
 "a_string": "hello"
}
```

We can capture the following paths:

```
GET https://example.org/captures-json
HTTP 200
[Captures]
an_object: jsonpath "$['an_object']"
a_list: jsonpath "$['a_list']"
a_null: jsonpath "$['a_null']"
an_integer: jsonpath "$['an_integer']"
a_float: jsonpath "$['a_float']"
a_bool: jsonpath "$['a_bool']"
a_string: jsonpath "$['a_string']"
all: jsonpath "$"
```

## Regex capture

Capture a regex pattern from the HTTP received body, decoded as text.

```
GET https://example.org/helloworld
HTTP 200
[Captures]
id_a: regex "id_a:([0-9]+)"
id_b: regex "id_b:(\\d+)" # pattern using double quote
id_c: regex /id_c:(\\d+)/ # pattern using forward slash
name: regex "Hello ([a-zA-Z]+)"
```

The regex pattern must have at least one capture group, otherwise the capture will fail. When the pattern is a double-quoted string, metacharacters beginning with a backslash in the pattern (like `\d`, `\s`) must be escaped; literal pattern enclosed by `/` can also be used to avoid metacharacters escaping.

The regex syntax is documented at <https://docs.rs/regex/latest/regex/#syntax>. For instance, one can use [flags](#) to enable case-insensitive match:

```
GET https://example.org/hello
HTTP 200
[Captures]
word: regex /(?!i)hello (\w+)!/?
```

### SHA-256 capture

Capture the [SHA-256](#) hash of the response body.

```
GET https://example.org/data.tar.gz
HTTP 200
[Captures]
my_hash: sha256
```

Like body assert, sha256 capture works *after* content encoding decompression (so the captured value is not affected by Content-Encoding response header).

### MD5 capture

Capture the [MD5](#) hash of the response body.

```
GET https://example.org/data.tar.gz
HTTP 200
[Captures]
my_hash: md5
```

Like sha256 asserts, md5 assert works *after* content encoding decompression (so the predicates values are not affected by Content-Encoding response header)

### URL capture

Capture the last fetched URL. This is most meaningful if you have told Hurl to follow redirection (see [\[Options\] section](#) [options](#) or [--location option](#)). URL capture consists of a variable name, followed by a :, and the keyword url.

```
GET https://example.org/redirecting
[Options]
location: true
HTTP 200
[Captures]
landing_url: url
```

### Redirects capture

Capture each step of redirection. This is most meaningful if you have told Hurl to follow redirection (see [\[Options\] section](#) [options](#) or [--location option](#)). Redirects capture consists of a variable name, followed by a :, and the keyword redirects. Redirects query returns a collection so each step of the redirection can be capture.

```
GET https://example.org/redirecting/1
[Options]
location: true
HTTP 200
[Asserts]
redirects count == 3
[Captures]
step1: redirects nth 0 location
step2: redirects nth 1 location
step3: redirects nth 2 location
```



## IP address capture

Capture the IP address of the last connection. The value of the `ip` query is a string.

```
GET https://example.org/hello
HTTP 200
[Captures]
server_ip: ip
```

## Variable capture

Capture the value of a variable into another.

```
GET https://example.org/helloworld
HTTP 200
[Captures]
in: body
name: variable "in"
```

## Duration capture

Capture the response time of the request in ms.

```
GET https://example.org/helloworld
HTTP 200
[Captures]
duration_in_ms: duration
```

## SSL certificate capture

Capture the SSL certificate properties. Certificate capture consists of the keyword `certificate`, followed by the certificate attribute value.

The following attributes are supported: Subject, Issuer, Start-Date, Expire-Date and Serial-Number.

```
GET https://example.org
HTTP 200
[Captures]
cert_subject: certificate "Subject"
cert_issuer: certificate "Issuer"
cert_expire_date: certificate "Expire-Date"
cert_serial_number: certificate "Serial-Number"
```

## Redacting Secrets

When capturing data, you may need to hide captured values from logs and report. To do this, captures can use secrets which are redacted from logs and reports, using [--secret option](#):

```
$ hurl --secret pass=sesame-ouvre-toi file.hurl
```

If the secret value to be redacted is dynamic, or not known before execution, a capture can become a secret using `redact` at the end of the query's capture:

```
GET https://foo.com
HTTP 200
[Captures]
pass: header "token" redact
```

## Asserting Response

### Asserts

Asserts are used to test various properties of an HTTP response. Asserts can be implicit (such as version, status, headers) or explicit within an [Asserts] section. The delimiter of the request / response is HTTP <STATUS-CODE>: after this delimiter, you'll find the implicit asserts, then an [Asserts] section with all the explicit checks.

```
GET https://example.org/api/cats
HTTP 200
Implicit assert on `Content-Type` Header
Content-Type: application/json; charset=utf-8
[Asserts]
Explicit asserts section
bytes count == 120
header "Content-Type" contains "utf-8"
jsonpath "$.cats" count == 49
jsonpath "$.cats[0].name" == "Felix"
jsonpath "$.cats[0].lives" == 9
```

Body responses can be encoded by server (see [Content-Encoding HTTP header](#)) but asserts in Hurl files are not affected by this content compression. All body asserts (body, bytes, sha256 etc...) work *after* content decoding.

Finally, body text asserts (body, jsonpath, xpath etc...) are also decoded to strings based on [Content-Type header](#) so these asserts can be written with usual strings.

### Structure

The asserts order in a Hurl file is:

- [implicit asserts on version and status](#)
- [implicit asserts on headers](#)
- [explicit asserts](#)
- [implicit assert on body](#)

HTTP 200	<a href="#">Version and status</a> (mandatory if response present)
content-length: 206 accept-ranges: bytes user-agent: Test	<a href="#">HTTP response headers</a> (optional)
[Captures] ... [Asserts] ...	<a href="#">Captures</a> and <a href="#">explicit asserts</a> (optional sections, unordered)
{ "type": "F00", "value": 356789, "ordered": true, "index": 10 }	<a href="#">HTTP response body</a> (optional)

## Implicit asserts

### Version - Status

Expected protocol version and status code of the HTTP response.

Protocol version is one of HTTP/1.0, HTTP/1.1, HTTP/2, HTTP/3 or HTTP; HTTP describes any version. Note that there are no status text following the status code.

```
GET https://example.org/404.html
HTTP 404
```

Wildcard keywords HTTP and \* can be used to disable tests on protocol version and status:

```
GET https://example.org/api/pets
HTTP *
Check that response status code is > 400 and <= 500
[Asserts]
status > 400
status <= 500
```

While HTTP/1.0, HTTP/1.1, HTTP/2 and HTTP/3 explicitly check HTTP version:

```
Check that our server responds with HTTP/2
GET https://example.org/api/pets
HTTP/2 200
```

### Headers

Optional list of the expected HTTP response headers that must be in the received response.

A header consists of a name, followed by a : and a value.

For each expected header, the received response headers are checked. If the received header is not equal to the expected, or not present, an error is raised. The comparison is case-insensitive for the name: expecting a Content-Type header is equivalent to a content-type one. Note that the expected headers list is not fully descriptive: headers present in the response and not in the expected list doesn't raise error.

```
Check that user toto is redirected to home after login.
POST https://example.org/login
[Form]
user: toto
password: 12345678
HTTP 302
Location: https://example.org/home
```

Quotes in the header value are part of the value itself.

This is used by the [ETag](#) Header ETag: W/"<etag\_value>" ETag: "<etag\_value>"

Testing duplicated headers is also possible.

For example with the Set-Cookie header:

```
Set-Cookie: theme=light
```

```
Set-Cookie: sessionToken=abc123; Expires=Wed, 09 Jun 2021 10:18:14 GMT
```

You can either test the two header values:

```
GET https://example.org/index.html
Host: example.net
HTTP 200
Set-Cookie: theme=light
Set-Cookie: sessionToken=abc123; Expires=Wed, 09 Jun 2021 10:18:14 GMT
```

Or only one:

```
GET https://example.org/index.html
Host: example.net
HTTP 200
Set-Cookie: theme=light
```

If you want to test specifically the number of headers returned for a given header name, or if you want to test header value with [predicates](#) (like `startsWith`, `contains`, `exists`) you can use the explicit [header assert](#).

## Body

Optional assertion on the received HTTP response body. Body section can be seen as syntactic sugar over [body asserts](#) (with `==` predicate). If the body of the response is a [JSON](#) string or a [XML](#) string, the body assertion can be directly inserted without any modification. For a text based body that is neither JSON nor XML, one can use multiline string that starts with ````` and ends with `````. For a precise byte control of the response body, a [Base64](#) encoded string or an input file can be used to describe exactly the body byte content to check.

Like explicit [body assert](#), the body section is automatically decompressed based on the value of Content-Encoding response header. So, whatever is the response compression (gzip, brotli, etc...) body section doesn't depend on the content encoding. For textual body sections (JSON, XML, multiline, etc...), content is also decoded to string, based on the value of Content-Type response header.

### JSON body

```
Get a doggy thing:
GET https://example.org/api/dogs/{{dog-id}}
HTTP 200
{
 "id": 0,
 "name": "Frieda",
 "picture": "images/scottish-terrier.jpeg",
 "age": 3,
 "breed": "Scottish Terrier",
 "location": "Lisco, Alabama"
}
```

JSON response body can be seen as syntactic sugar of [multiline string body](#) with `json` identifier:

```
Get a doggy thing:
GET https://example.org/api/dogs/{{dog-id}}
HTTP 200
```json
{
  "id": 0,
  "name": "Frieda",
  "picture": "images/scottish-terrier.jpeg",
```

```

    "age": 3,
    "breed": "Scottish Terrier",
    "location": "Lisco, Alabama"
}
```

```

#### XML body

```

GET https://example.org/api/catalog
HTTP 200
<?xml version="1.0" encoding="UTF-8"?>
<catalog>
 <book id="bk101">
 <author>Gambardella, Matthew</author>
 <title>XML Developer's Guide</title>
 <genre>Computer</genre>
 <price>44.95</price>
 <publish_date>2000-10-01</publish_date>
 <description>An in-depth look at creating applications with XML.</description>
 </book>
</catalog>

```

XML response body can be seen as syntactic sugar of [multiline string body](#) with xml identifier:

```

GET https://example.org/api/catalog
HTTP 200
```xml
<?xml version="1.0" encoding="UTF-8"?>
<catalog>
  <book id="bk101">
    <author>Gambardella, Matthew</author>
    <title>XML Developer's Guide</title>
    <genre>Computer</genre>
    <price>44.95</price>
    <publish_date>2000-10-01</publish_date>
    <description>An in-depth look at creating applications with XML.</description>
  </book>
</catalog>
```

```

#### Multiline string body

```

GET https://example.org/models
HTTP 200
```
Year,Make,Model,Description,Price
1997,Ford,E350,"ac, abs, moon",3000.00
1999,Chevy,"Venture ""Extended Edition""", "",4900.00
1999,Chevy,"Venture ""Extended Edition, Very Large""",,5000.00
1996,Jeep,Grand Cherokee,"MUST SELL! air, moon roof, loaded",4799.00
```

```

The standard usage of a multiline string is :

```

```
line1
line2
line3
```

```

## Online string body

For text based response body that do not contain newlines, one can use online string, started and ending with `.

```
POST https://example.org/helloworld
HTTP 200
`Hello world!`
```

## Base64 body

Base64 response body assert starts with base64, and end with ;. MIME's Base64 encoding is supported (newlines and white spaces may be present anywhere but are to be ignored on decoding), and = padding characters might be added.

```
GET https://example.org
HTTP 200
base64,TG9yZW0gaXBzdW0gZG9sb3Igc2l0IGFtZXQsIGNvbnNlY3RldHVyIG
FkaXBpc2NpbmcgZWxpdC4gSW4gbWFsZXN1YWRhLCBuaXNsIHZlbCBkaWNoZW0g
aGVuZHIcm10LCBlc3QganVzdG8gYmliZW5kdW0gbWV0dXMsIG5lYyBydXRydW
0gdG9ydG9yIG1hc3NhIGlkIG1ldHVzLiA=;
```

## File body

To use the binary content of a local file as the body response assert, file body can be used. File body starts with file, and ends with ;`

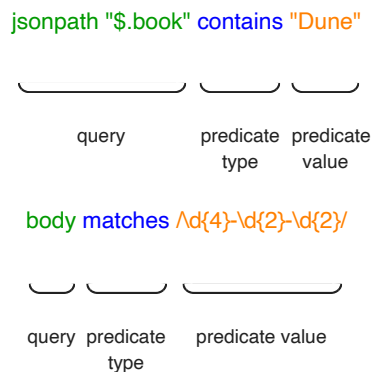
```
GET https://example.org
HTTP 200
file,data.bin;
```

File are relative to the input Hurl file, and cannot contain implicit parent directory (. .). You can use [-file-root option](#) to specify the root directory of all file nodes.

## Explicit asserts

Optional list of assertions on the HTTP response within an [Asserts] section. Assertions can describe checks on status code, on the received body (or part of it) and on response headers.

Structure of an assert:



An assert consists of a query followed by a predicate. The format of the query is shared with [captures](#), and queries can extract data from

- status line:

- [status](#)
- [version](#)
- headers:
  - [header](#)
  - [cookie](#)
- body:
  - [body](#)
  - [bytes](#)
  - [xpath](#)
  - [jsonpath](#)
  - [regex](#)
  - [sha256](#)
  - [md5](#)
- others:
  - [url](#)
  - [redirects](#)
  - [ip](#)
  - [variable](#)
  - [duration](#)
  - [certificate](#)

Queries, in asserts and in captures, can be refined with [filters](#), like [count][count](#) to add tests on collections sizes.

## Predicates

Predicates consist of a predicate function and a predicate value. Predicate functions are:

| Predicate | Description                                                          | Example                                                                                                         |
|-----------|----------------------------------------------------------------------|-----------------------------------------------------------------------------------------------------------------|
| ==        | Query and predicate value are equal                                  | <code>jsonpath "\$.book" == "Dune"</code>                                                                       |
| !=        | Query and predicate value are different                              | <code>jsonpath "\$.color" != "red"</code>                                                                       |
| >         | Query number or date is greater than predicate value                 | <code>jsonpath "\$.year" &gt; 1978</code><br><code>jsonpath "\$.createdAt" toDate "%+" &gt; {{ a_date }}</code> |
| >=        | Query number or date is greater than or equal to the predicate value | <code>jsonpath "\$.year" &gt;= 1978</code>                                                                      |
| <         | Query number or date is less than that predicate value               | <code>jsonpath "\$.year" &lt; 1978</code>                                                                       |
| <=        | Query number or date is less than or equal to the predicate value    | <code>jsonpath "\$.year" &lt;= 1978</code>                                                                      |
|           | Query starts with the predicate value                                | <code>jsonpath "\$.movie" startsWith "The"</code>                                                               |

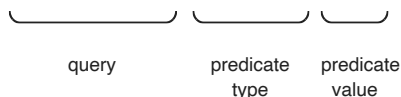
|                     |                                                                                                                                                                                                                             |                                                                                                                |
|---------------------|-----------------------------------------------------------------------------------------------------------------------------------------------------------------------------------------------------------------------------|----------------------------------------------------------------------------------------------------------------|
| <b>startsWith</b>   | Value is string or a binary content                                                                                                                                                                                         | bytes startsWith hex,efbbbf;                                                                                   |
| <b>endsWith</b>     | Query ends with the predicate value<br>Value is string or a binary content                                                                                                                                                  | jsonpath "\$.movie" endsWith "Back"<br><br>bytes endsWith hex,ab23456;                                         |
| <b>contains</b>     | If query returns a collection of string or numbers, query collection includes the predicate value (string or number)<br>If query returns a string or a binary content, query contains the predicate value (string or bytes) | jsonpath "\$.movie" contains "Empire"<br><br>bytes contains hex,beef;<br><br>jsonpath "\$.numbers" contains 42 |
| <b>matches</b>      | Part of the query string matches the regex pattern described by the predicate value (see <a href="#">regex syntax</a> )                                                                                                     | jsonpath "\$.release" matches "\\d{4}"<br><br>jsonpath "\$.release" matches /\d{4}/                            |
| <b>exists</b>       | Query returns a value                                                                                                                                                                                                       | jsonpath "\$.book" exists                                                                                      |
| <b>isBoolean</b>    | Query returns a boolean                                                                                                                                                                                                     | jsonpath "\$.succeeded" isBoolean                                                                              |
| <b>isCollection</b> | Query returns a collection                                                                                                                                                                                                  | jsonpath "\$.books" isCollection                                                                               |
| <b>isEmpty</b>      | Query returns an empty collection                                                                                                                                                                                           | jsonpath "\$.movies" isEmpty                                                                                   |
| <b>isFloat</b>      | Query returns a float                                                                                                                                                                                                       | jsonpath "\$.height" isFloat                                                                                   |
| <b>isInteger</b>    | Query returns an integer                                                                                                                                                                                                    | jsonpath "\$.count" isInteger                                                                                  |
| <b>isIsoDate</b>    | Query string returns a <a href="#">RFC 3339</a> date (YYYY-MM-DDTHH:mm:ss.sssZ)                                                                                                                                             | jsonpath "\$.publication_date" isIsoDate                                                                       |
| <b>isNumber</b>     | Query returns an integer or a float                                                                                                                                                                                         | jsonpath "\$.count" isNumber                                                                                   |
| <b>isString</b>     | Query returns a string                                                                                                                                                                                                      | jsonpath "\$.name" isString                                                                                    |
| <b>isIpv4</b>       | Query returns an IPv4 address                                                                                                                                                                                               | ip isIpv4                                                                                                      |
| <b>isIpv6</b>       | Query returns an IPv6 address                                                                                                                                                                                               | ip isIpv6                                                                                                      |
|                     |                                                                                                                                                                                                                             |                                                                                                                |



|        |                      |           |
|--------|----------------------|-----------|
| isUuid | Query returns a UUID | ip isUuid |
|--------|----------------------|-----------|

Each predicate can be negated by prefixing it with not (for instance, not contains or not exists)

`jsonpath "$.book" not contains "Dune"`



A predicate value is typed, and can be a string, a boolean, a number, a bytestream, null or a collection. Note that "true" is a string, whereas true is a boolean.

For instance, to test the presence of a h1 node in an HTML response, the following assert can be used:

```

GET https://example.org/home
HTTP 200
[Asserts]
xpath "boolean(count(//h1))" == true
xpath "//h1" exists # Equivalent but simpler

```

As the XPath query `boolean(count(//h1))` returns a boolean, the predicate value in the assert must be either `true` or `false` without double quotes. On the other side, say you have an article node and you want to check the value of some [data attributes](#):

```

<article
 id="electric-cars"
 data-visible="true"
 ...
</article>

```

The following assert will check the value of the `data-visible` attribute:

```

GET https://example.org/home
HTTP 200
[Asserts]
xpath "string(//article/@data-visible)" == "true"

```

In this case, the XPath query `string(//article/@data-visible)` returns a string, so the predicate value must be a string.

The predicate function `==` can be used with string, numbers or booleans; `startsWith` and `contains` can only be used with strings and bytes, while `matches` only works on string. If a query returns a number, using a `matches` predicate will cause a runner error.

```

A really well tested web page...
GET https://example.org/home
HTTP 200
[Asserts]
header "Content-Type" contains "text/html"
header "Last-Modified" == "Wed, 21 Oct 2015 07:28:00 GMT"
xpath "//h1" exists # Check we've at least one h1
xpath "normalize-space(//h1)" contains "Welcome"
xpath "//h2" count == 13
xpath "string(//article/@data-id)" startsWith "electric"

```

## Status assert

Check the received HTTP response status code. Status assert consists of the keyword `status` followed by a predicate function and value.

```
GET https://example.org
HTTP *
[Asserts]
status < 300
```

## Version assert

Check the received HTTP version. Version assert consists of the keyword `version` followed by a predicate function and value. The value returns by version is a string:

```
GET https://example.org
HTTP *
[Asserts]
version == "2"
```

## Header assert

Check the value of a received HTTP response header. Header assert consists of the keyword `header` followed by the value of the header, a predicate function and a predicate value. Like [headers implicit asserts](#), the check is case-insensitive for the name: comparing a `Content-Type` header is equivalent to a `content-type` one.

```
GET https://example.org
HTTP 302
[Asserts]
header "Location" contains "www.example.net"
header "Last-Modified" matches /\d{2} [a-z-A-Z]{3} \d{4}/
```

If there are multiple headers with the same name, the header assert returns a collection, so `count`, `contains` can be used in this case to test the header list.

Let's say we have this request and response:

```
> GET /hello HTTP/1.1
> Host: example.org
> Accept: */*
> User-Agent: hurl/2.0.0-SNAPSHOT
>
* Response: (received 12 bytes in 11 ms)
*
< HTTP/1.0 200 OK
< Vary: Content-Type
< Vary: User-Agent
< Content-Type: text/html; charset=utf-8
< Content-Length: 12
< Server: Flask Server
< Date: Fri, 07 Oct 2022 20:53:35 GMT
```

One can use explicit header asserts:

```
GET https://example.org/hello
HTTP 200
```

```
[Asserts]
header "Vary" count == 2
header "Vary" contains "User-Agent"
header "Vary" contains "Content-Type"
```

Or implicit header asserts:

```
GET https://example.org/hello
HTTP 200
Vary: User-Agent
Vary: Content-Type
```

## Cookie assert

Check value or attributes of a [Set-Cookie](#) response header. Cookie assert consists of the keyword `cookie`, followed by the cookie name (and optionally a cookie attribute), a predicate function and value.

Cookie attributes value can be checked by using the following format: `<cookie-name>[cookie-attribute]`. The following attributes are supported: Value, Expires, Max-Age, Domain, Path, Secure, HttpOnly and SameSite.

```
GET http://localhost:8000/cookies/set
HTTP 200

Explicit check of Set-Cookie header value. If the attributes are
not in this exact order, this assert will fail.
Set-Cookie: LSID=DQAAAEaem_vYg; Expires=Wed, 13 Jan 2021 22:23:01 GMT; Secure; Path=/accounts
Set-Cookie: HSID=AYQEVnDKrdst; Domain=localhost; Expires=Wed, 13 Jan 2021 22:23:01 GMT; Path=/accounts
Set-Cookie: SSID=Ap4PGTEq; Domain=localhost; Expires=Wed, 13 Jan 2021 22:23:01 GMT; Path=/accounts

Using cookie assert, one can check cookie value and various attributes.
[Asserts]
cookie "LSID" == "DQAAAEaem_vYg"
cookie "LSID[Value]" == "DQAAAEaem_vYg"
cookie "LSID[Expires]" exists
cookie "LSID[Expires]" contains "Wed, 13 Jan 2021"
cookie "LSID[Max-Age]" not exists
cookie "LSID[Domain]" not exists
cookie "LSID[Path]" == "/accounts"
cookie "LSID[Secure]" exists
cookie "LSID[HttpOnly]" exists
cookie "LSID[SameSite]" == "Lax"
```

Secure and HttpOnly attributes can only be tested with `exists` or `not exists` predicates to reflect the [Set-Cookie header](#) semantics (in other words, queries `<cookie-name>[HttpOnly]` and `<cookie-name>[Secure]` don't return boolean).

## Body assert

Check the value of the received HTTP response body when decoded as a string. Body assert consists of the keyword `body` followed by a predicate function and value.

```
GET https://example.org
HTTP 200
[Asserts]
body contains "<h1>Welcome!</h1>"
```

The encoding used to decode the response body bytes to a string is based on the charset value in

the Content-Type header response.

```
Our HTML response is encoded with GB 2312 (see https://en.wikipedia.org/wiki/G
GET https://example.org/cn
HTTP 200
[Asserts]
header "Content-Type" == "text/html; charset=gb2312"
bytes of the response, without any text decoding:
bytes contains hex,c4e3bac3cac0bde7; # 你好世界 encoded in GB 2312
text of the response, decoded with GB 2312:
body contains "你好世界"
```

If the Content-Type response header doesn't include any encoding hint, a [decode filter](#) can be used to explicitly decode the response body bytes.

```
Our HTML response is encoded using GB 2312.
But, the 'Content-Type' HTTP response header doesn't precise any charset,
so we decode explicitly the bytes.
GET https://example.org/cn
HTTP 200
[Asserts]
header "Content-Type" == "text/html"
bytes contains hex,c4e3bac3cac0bde7; # 你好世界 encoded in GB2312
bytes decode "gb2312" contains "你好世界"
```

Body asserts are automatically decompressed based on the value of Content-Encoding response header. So, whatever is the response compression (gzip, brotli) etc... asserts values don't depend on the content encoding.

```
Request a gzipped reponse, the `body` asserts works with ungzipped response
GET https://example.org
Accept-Encoding: gzip
HTTP 200
[Asserts]
header "Content-Encoding" == "gzip"
body contains "<h1>Welcome!</h1>"

Without content encoding, asserts remains identical
GET https://example.org
HTTP 200
[Asserts]
header "Content-Encoding" not exists
body contains "<h1>Welcome!</h1>"
```

### Bytes assert

Check the value of the received HTTP response body as a bytestream. Body assert consists of the keyword bytes followed by a predicate function and value.

```
GET https://example.org/data.bin
HTTP 200
[Asserts]
bytes startsWith hex,efbbbf;
bytes count == 12424
header "Content-Length" == "12424"
```

Like body assert, bytes assert works *after* content encoding decompression (so the predicates values are not affected by Content-Encoding response header value).

### XPath assert

Check the value of a [XPath](#) query on the received HTTP body decoded as a string (using the charset value in the Content-Type header response). Currently, only XPath 1.0 expression can be used. Body assert consists of the keyword `xpath` followed by a predicate function and value. Values can be string, boolean or number depending on the XPath query.

Let's say we want to check this HTML response:

```
$ curl -v https://example.org

< HTTP/1.1 200 OK
< Content-Type: text/html; charset=UTF-8
...
<!doctype html>
<html>
 <head>
 <title>Example Domain</title>
 ...
 </head>

 <body>
 <div>
 <h1>Example</h1>
 <p>This domain is for use in illustrative examples in documents. You may use it
 <p>More information...</p>
 </div>
 </body>
</html>
```

With Hurl, we can write multiple XPath asserts describing the DOM content:

```
GET https://example.org
HTTP 200
Content-Type: text/html; charset=UTF-8
[Asserts]
xpath "string(/html/head/title)" contains "Example" # Check title
xpath "count(/p)" == 2 # Check the number of <p>
xpath "//p" count == 2 # Similar assert for <p>
xpath "boolean(count(/h2))" == false # Check there is no <h2>
xpath "//h2" not exists # Similar assert for <h2>
```

XML Namespaces are also supported. Let's say you want to check this XML response:

```
<?xml version="1.0"?>
<!-- both namespace prefixes are available throughout -->
<bk:book xmlns:bk='urn:loc.gov:books'
 xmlns:isbn='urn:ISBN:0-395-36341-6'>
 <bk:title>Cheaper by the Dozen</bk:title>
 <isbn:number>1568491379</isbn:number>
</bk:book>
```

This XML response can be tested with the following Hurl file:

```
GET http://localhost:8000/assert-xpath
HTTP 200
[Asserts]

xpath "string(/bk:book/bk:title)" == "Cheaper by the Dozen"
xpath "string(//*[name()='bk:book']/*[name()='bk:title'])" == "Cheaper by the Dozen"
xpath "string(//*[local-name()='book']/*[local-name()='title'])" == "Cheaper by the Dozen"

xpath "string(/bk:book/isbn:number)" == "1568491379"
```

```
xpath "string(//*[name()='bk:book']/*[name()='isbn:number'])" == "1568491379"
xpath "string(//*[local-name()='book']/*[local-name()='number'])" == "1568491379"
```

The XPath expressions `string(//bk:book/bk:title)` and `string(//bk:book/isbn:number)` are written with `bk` and `isbn` namespaces.

For convenience, the first default namespace can be used with `_`

### JSONPath assert

Check the value of a [JSONPath](#) query on the received HTTP body decoded as a JSON document. JSONPath assert consists of the keyword `jsonpath` followed by a predicate function and value.

Let's say we want to check this JSON response:

```
curl -v http://httpbin.org/json

< HTTP/1.1 200 OK
< Content-Type: application/json
...

{
 "slideshow": {
 "author": "Yours Truly",
 "date": "date of publication",
 "slides": [
 {
 "title": "Wake up to WonderWidgets!",
 "type": "all"
 },
 ...
],
 "title": "Sample Slide Show"
 }
}
```

With Hurl, we can write multiple JSONPath asserts describing the DOM content:

```
GET http://httpbin.org/json
HTTP 200
[Asserts]
jsonpath "$.slideshow.author" == "Yours Truly"
jsonpath "$.slideshow.slides[0].title" contains "Wonder"
jsonpath "$.slideshow.slides" count == 2
jsonpath "$.slideshow.date" != null
jsonpath "$.slideshow.slides[*].title" contains "Mind Blowing!"
```

Explain that the value selected by the JSONPath is coerced to a string when only one node is selected.

In matches predicates, metacharacters beginning with a backslash (like `\d`, `\s`) must be escaped. Alternatively, matches predicate support [JavaScript-like Regular expression syntax](#) to enhance the readability:

```
GET https://example.org/hello
HTTP 200
[Asserts]

Predicate value with matches predicate:
```

```
jsonpath "$.date" matches "^\\d{4}-\\d{2}-\\d{2}$"
jsonpath "$.name" matches "Hello [a-zA-Z]!"

Equivalent syntax:
jsonpath "$.date" matches /^\\d{4}-\\d{2}-\\d{2}$/
jsonpath "$.name" matches /Hello [a-zA-Z]!/"
```

## Regex assert

Check that the HTTP received body, decoded as text, matches a regex pattern.

```
GET https://example.org/hello
HTTP 200
[Asserts]
regex "^\\d{4}-\\d{2}-\\d{2}$" == "2018-12-31"
Same assert as previous using regex literals
regex /^\\d{4}-\\d{2}-\\d{2}$/ == "2018-12-31"
```

The regex pattern must have at least one capture group, otherwise the assert will fail. The assertion is done on the captured group value. When the regex pattern is a double-quoted string, metacharacters beginning with a backslash in the pattern (like `\d`, `\s`) must be escaped; literal pattern enclosed by `/` can also be used to avoid metacharacters escaping.

The regex syntax is documented at <https://docs.rs/regex/latest/regex/#syntax>. For instance, once can use `flags` to enable case-insensitive match:

```
GET https://example.org/hello
HTTP 200
[Asserts]
regex /(i)hello (w+)/ == "World"
```

## SHA-256 assert

Check response body [SHA-256](#) hash.

```
GET https://example.org/data.tar.gz
HTTP 200
[Asserts]
sha256 == hex,039058c6f2c0cb492c533b0a4d14ef77cc0f78abccced5287d84a1a2011cfb81;
```

Like body assert, sha256 assert works *after* content encoding decompression (so the predicates values are not affected by Content-Encoding response header). For instance, if we have a resource `a.txt` on a server with a given hash `abcdef`, sha256 value is not affected by Content-Encoding:

```
Without content encoding compression:
GET https://example.org/a.txt
HTTP 200
[Asserts]
sha256 == hex,abcdef;

With content encoding compression:
GET https://example.org/a.txt
Accept-Encoding: brotli
HTTP 200
[Asserts]
header "Content-Encoding" == "brotli"
sha256 == hex,abcdef;
```

## MD5 assert

Check response body [MD5](#) hash.

```
GET https://example.org/data.tar.gz
HTTP 200
[Asserts]
md5 == hex,ed076287532e86365e841e92bfc50d8c;
```

Like sha256 asserts, md5 assert works *after* content encoding decompression (so the predicates values are not affected by Content-Encoding response header)

## URL assert

Check the last fetched URL. This is most meaningful if you have told Hurl to follow redirection (see [\[Options\]section](#) [options](#) or [--location option](#)). URL assert consists of the keyword `url` followed by a predicate function and value.

```
GET https://example.org/redirecting
[Options]
location: true
HTTP 200
[Asserts]
url == "https://example.org/redirected"
```

## Redirects assert

Check each step of redirection. This is most meaningful if you have told Hurl to follow redirection (see [\[Options\]section](#) [options](#) or [--location option](#)). Redirects assert consists of the keyword `redirects` followed by a predicate function and value. The `redirects` query returns a collection of redirections that can be tested with a [location filter](#):

```
GET https://example.org/redirecting/1
[Options]
location: true
HTTP 200
[Asserts]
redirects count == 3
redirects nth 0 location == "https://example.org/redirecting/2"
redirects nth 1 location == "https://example.org/redirecting/3"
redirects nth 2 location == "https://example.org/redirected"
```

## IP address assert

Check the IP address of the last connection. The value of the `ip` query is a string.

Predicates `isIpv4` and `isIpv6` are available to check if a particular string matches an IPv4 or IPv6 address and can use with `ip` queries.

```
GET https://example.org/hello
HTTP 200
[Asserts]
ip isIpv4
ip not isIpv6
ip == "172.16.45.87"
```

## Variable assert



```
Test that the XML endpoint return 200 pets
GET https://example.org/api/pets
HTTP 200
[Captures]
pets: xpath "//pets"
[Asserts]
variable "pets" count == 200
```

### Duration assert

Check the total duration (sending plus receiving time) of the HTTP transaction.

```
GET https://example.org/helloworld
HTTP 200
[Asserts]
duration < 1000 # Check that response time is less than one second
```

### SSL certificate assert

Check the SSL certificate properties. Certificate assert consists of the keyword `certificate`, followed by the certificate attribute value.

The following attributes are supported: Subject, Issuer, Start-Date, Expire-Date and Serial-Number.

```
GET https://example.org
HTTP 200
[Asserts]
certificate "Subject" == "CN=example.org"
certificate "Issuer" == "C=US, O=Let's Encrypt, CN=R3"
certificate "Expire-Date" daysAfterNow > 15
certificate "Serial-Number" matches "[0-9af]+"
```

## Filters

### Definition

[Captures](#) and [asserts](#) share a common structure: query. A query is used to extract data from an HTTP response; this data can come from the HTTP response body, the HTTP response headers or from the HTTP meta-information (like duration for instance)...

In this example, the query `jsonpath "$.books[0].name"` is used in a capture to save data and in an assert to test the HTTP response body.

#### Capture:

```
name : jsonpath "$.books[0].name"
```



variable

query

#### Assert:

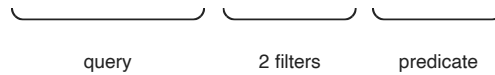
`jsonpath "$.books[0].name" == "Dune"`



In both case, the query is exactly the same: queries are the core structure of asserts and captures. Sometimes, you want to process data extracted by queries: that's the purpose of **filters**.

Filters are used to transform value extracted by a query and can be used in asserts and captures to refine data. Filters **can be chained**, allowing for fine-grained data extraction.

`jsonpath "$.name" split "," nth 0 == "Herbert"`



## Example

```
GET https://example.org/api
HTTP 200
[Captures]
name: jsonpath "$.user.id" replaceRegex /\d/ "x"
[Asserts]
header "x-servers" split "," count == 2
header "x-servers" split "," nth 0 == "rec1"
header "x-servers" split "," nth 1 == "rec3"
jsonpath "$.books" count == 12
```

## Description

Filter	Description	Input	Output
<a href="#">base64Decode</a>	Decodes a [Base64 encoded string] into bytes.	string	bytes
<a href="#">base64Encode</a>	Encodes bytes into [Base64 encoded string].	bytes	string
<a href="#">base64UrlSafeDecode</a>	Decodes a Base64 encoded string into bytes (using [Base64 URL safe encoding]).	string	bytes
<a href="#">base64UrlSafeEncode</a>	Encodes bytes into Base64 encoded string (using [Base64 URL safe encoding]).	bytes	string
<a href="#">count</a>	Counts the number of items in a collection.	collection	number
<a href="#">daysAfterNow</a>	Returns the number of days between now and a date in the future.	date	number
<a href="#">daysBeforeNow</a>	Returns the number of days between now and a date in the	date	number

	past.		
<a href="#">decode</a>	Decodes bytes to string using encoding.	bytes	string
<a href="#">first</a>	Returns the first element from a collection.	collection	any
<a href="#">format</a>	Formats a date to a string given [a specification format].	date	string
<a href="#">htmlEscape</a>	Converts the characters &, < and > to HTML-safe sequence.	string	string
<a href="#">htmlUnescape</a>	Converts all named and numeric character references (e.g. &gt;;, &#62;;, &#x3e;) to the corresponding Unicode characters.	string	string
<a href="#">jsonpath</a>	Evaluates a [JSONPath] expression.	string	any
<a href="#">last</a>	Returns the last element from a collection.	collection	any
<a href="#">location</a>	Returns the target location URL of a redirection.	response	string
<a href="#">nth</a>	Returns the element from a collection at a zero-based index, accepts negative indices for indexing from the end of the collection.	collection	any
<a href="#">regex</a>	Extracts regex capture group. Pattern must have at least one capture group.	string	string
<a href="#">replace</a>	Replaces all occurrences of old string with new string.	string	string
<a href="#">replaceRegex</a>	Replaces all occurrences of a pattern with new string.	string	string
<a href="#">split</a>	Splits to a list of strings around occurrences of the specified delimiter.	string	string
<a href="#">toDate</a>	Converts a string to a date given [a specification format].	string	date
<a href="#">toFloat</a>	Converts value to float number.	string \	number
<a href="#">toHex</a>	Converts bytes to hexadecimal string.	bytes	string
<a href="#">toInt</a>	Converts value to integer number.	string \	number
<a href="#">toString</a>	Converts value to string.	any	string
<a href="#">urlDecode</a>	Replaces %xx escapes with their single-character equivalent.	string	string

<a href="#">urlEncode</a>	Percent-encodes all the characters which are not included in unreserved chars (see [RFC3986]) with the exception of forward slash (/).	string	string
<a href="#">urlQueryParam</a>	Returns the value of a query parameter in a URL.	string	string
<a href="#">xpath</a>	Evaluates a [XPath] expression.	string	string

### base64Decode

Decodes a [Base64 encoded string](#) into bytes.

```
GET https://example.org/api
HTTP 200
[Asserts]
jsonpath "$.token" base64Decode == hex,3c3c3f3f3f3e3e;
```

### base64Encode

Encodes bytes into [Base64 encoded string](#).

```
GET https://example.org/api
HTTP 200
[Asserts]
bytes base64Encode == "PDw/Pz8+Pg=="
```

### base64UrlSafeDecode

Decodes a Base64 encoded string into bytes (using [Base64 URL safe encoding](#)).

```
GET https://example.org/api
HTTP 200
[Asserts]
jsonpath "$.token" base64UrlSafeDecode == hex,3c3c3f3f3f3e3e;
```

### base64UrlSafeEncode

Encodes bytes into Base64 encoded string (using [Base64 URL safe encoding](#)).

```
GET https://example.org/api
HTTP 200
[Asserts]
bytes base64UrlSafeEncode == "PDw_Pz8-Pg"
```

### count

Counts the number of items in a collection.

```
GET https://example.org/api
HTTP 200
[Asserts]
jsonpath "$.books" count == 12
```

## daysAfterNow

Returns the number of days between now and a date in the future.

```
GET https://example.org
HTTP 200
[Asserts]
certificate "Expire-Date" daysAfterNow > 15
```

## daysBeforeNow

Returns the number of days between now and a date in the past.

```
GET https://example.org
HTTP 200
[Asserts]
certificate "Start-Date" daysBeforeNow < 100
```

## decode

Decodes bytes to string using encoding.

```
The 'Content-Type' HTTP response header does not precise the charset 'gb2312'
so body must be decoded explicitly by Hurl before processing any text based assertions
GET https://example.org/hello_china
HTTP 200
[Asserts]
header "Content-Type" == "text/html"
Content-Type has no encoding clue, we must decode ourselves the body response.
bytes decode "gb2312" xpath "string(//body)" == "你好世界"
```

## first

Returns the first element from a collection.

```
GET https://example.org
HTTP 200
[Asserts]
jsonpath "$.books" first == "Dune"
```

## format

Formats a date to a string given [a specification format](#).

```
GET https://example.org
HTTP 200
[Asserts]
cookie "LSID[Expires]" format "%a, %d %b %Y %H:%M:%S" == "Wed, 13 Jan 2021 22:23:00 GMT"
```

## htmlEscape

Converts the characters &, < and > to HTML-safe sequence.

```
GET https://example.org/api
HTTP 200
```

```
[Asserts]
jsonpath "$.text" htmlEscape == "a > b"
```

## htmlUnescape

Converts all named and numeric character references (e.g. &gt;;, &#62;; &#x3e;) to the corresponding Unicode characters.

```
GET https://example.org/api
HTTP 200
[Asserts]
jsonpath "$.escaped_html[1]" htmlUnescape == "Foo © bar ≡"
```

## jsonpath

Evaluates a [JSONPath](#) expression.

```
GET https://example.org/api
HTTP 200
[Captures]
books: xpath "string(//body/@data-books)"
[Asserts]
variable "books" jsonpath "$[0].name" == "Dune"
variable "books" jsonpath "$[0].author" == "Franck Herbert"
```

## last

Returns the last element from a collection.

```
GET https://example.org
HTTP 200
[Asserts]
jsonpath "$.books" last == "Les Misérables"
```

## location

Returns the target URL location of a redirection; the returned URL is always absolute, contrary to the Location header from which it's originated that can be absolute or relative.

```
GET https://example.org/step1
[Options]
location: true
HTTP 200
[Asserts]
redirects count == 2
redirects nth 0 location == "https://example.org/step2"
redirects nth 1 location == "https://example.org/step3"
```

## nth

Returns the element from a collection at a zero-based index, accepts negative indices for indexing from the end of the collection.

```
GET https://example.org/api
HTTP 200
[Asserts]
jsonpath "$.books" nth 2 == "Children of Dune"
```

## regex

Extracts regex capture group. Pattern must have at least one capture group.

```
GET https://example.org/foo
HTTP 200
[Captures]
param1: header "header1"
param2: header "header2" regex "Hello (.*)!"
param3: header "header2" regex /Hello (.*)!/
param3: header "header2" regex /(?!i)Hello (.*)!/
```

The regex syntax is documented at <https://docs.rs/regex/latest/regex/#syntax>.

## replace

Replaces all occurrences of old string with new string.

```
GET https://example.org/foo
HTTP 200
[Captures]
url: jsonpath "$.url" replace "http://" "https://"
[Asserts]
jsonpath "$.ips" replace ", " "|" == "192.168.2.1|10.0.0.20|10.0.0.10"
```

## replaceRegex

Replaces all occurrences of a pattern with new string.

```
GET https://example.org/foo
HTTP 200
[Captures]
url: jsonpath "$.id" replaceRegex /\d/ "x"
[Asserts]
jsonpath "$.message" replaceRegex "B[aoi]b" "Dude" == "Welcome Dude!"
```

## split

Splits to a list of strings around occurrences of the specified delimiter.

```
GET https://example.org/foo
HTTP 200
[Asserts]
jsonpath "$.ips" split ", " count == 3
```

## toDate

Converts a string to a date given [a specification format](#).

```
GET https:///example.org
HTTP 200
[Asserts]
header "Expires" toDate "%a, %d %b %Y %H:%M:%S GMT" daysBeforeNow > 1000
```

ISO 8601 / RFC 3339 date and time format have shorthand format %+:

```
GET https://example.org/api/books
```

```
HTTP 200
[Asserts]
jsonpath "$.published" == "2023-01-23T18:25:43.511Z"
jsonpath "$.published" toDate "%Y-%m-%dT%H:%M:%S%.fZ" format "%A" == "Monday"
jsonpath "$.published" toDate "%+" format "%A" == "Monday" # %+ can be used to parse ISO 8601 timestamps
```

### toFloat

Converts value to float number.

```
GET https://example.org/foo
HTTP 200
[Asserts]
jsonpath "$.pi" toFloat == 3.14
```

### toHex

Converts bytes to hexadecimal string.

```
GET https://example.org/foo
HTTP 200
[Asserts]
bytes toHex == "d188d0b5d0bbd0bbd18b"
```

### toInt

Converts value to integer number.

```
GET https://example.org/foo
HTTP 200
[Asserts]
jsonpath "$.id" toInt == 123
```

### toString

Converts value to string.

```
GET https://example.org/foo
HTTP 200
[Asserts]
jsonpath "$.count" toString == "42"
```

### urlDecode

Replaces %xx escapes with their single-character equivalent.

```
GET https://example.org/foo
HTTP 200
[Asserts]
jsonpath "$.encoded_url" urlDecode == "https://mozilla.org/?x=шеллы"
```

### urlEncode

Percent-encodes all the characters which are not included in unreserved chars (see [RFC3986](#)) with the exception of forward slash (/).





```
HTTP 200
[Asserts]
jsonpath "$.errors[{{index}}].id" == "error"
```

## Functions

Besides variables, functions can be used to generate dynamic values. Current functions are:

Function	Description
newUuid	Generates an <a href="#">UUID v4 random string</a>
newDate	Generates an <a href="#">RFC 3339</a> UTC date string, at the current time

In the following example, we use newDate to generate a dynamic query parameter:

```
GET https://example.org/api/foo
[Query]
date: {{newDate}}
HTTP 200
```

We run a GET request to `https://example.org/api/foo?date=2024%2D12%2D02T10%3A35%3A44%2E461731Z` where the date query parameter value is 2024-12-02T10:35:44.461731Z URL encoded.

In this second example, we use newUuid function to generate an email dynamically:

```
POST https://example.org/api/foo
{
 "name": "foo",
 "email": "{{newUuid}}@test.com"
}
```

When run, the request body will be:

```
{
 "name": "foo",
 "email": "0531f78f-7f87-44be-a7f2-969a1c4e6d97@test.com"
}
```

## Types

Values generated from function and variables are typed, and can be either string, bool, number, null or collections. Depending on the value type, templates can be rendered differently. Let's say we have captured an integer value into a variable named count:

```
GET https://sample/counter

HTTP 200
[Captures]
count: jsonpath "$.results[0]"
```

The following entry:

```
GET https://sample/counter/{{count}}

HTTP 200
[Asserts]
jsonpath "$.id" == "{{count}}"
```

will be rendered at runtime to:

```
GET https://sample/counter/458

HTTP 200
[Asserts]
jsonpath "$.id" == "458"
```

resulting in a comparison between the [JSONPath](#) expression and a string value.

On the other hand, the following assert:

```
GET https://sample/counter/{{count}}

HTTP 200
[Asserts]
jsonpath "$.index" == {{count}}
```

will be rendered at runtime to:

```
GET https://sample/counter/458

HTTP 200
[Asserts]
jsonpath "$.index" == 458
```

resulting in a comparison between the [JSONPath](#) expression and an integer value.

So if you want to use typed values (in asserts for instances), you can use `{{my_var}}`. If you're interested in the string representation of a variable, you can surround the variable with double quotes, as in `"{{my_var}}"`.

When there is no possible ambiguities, like using a variable in an URL, or in a header, you can omit the double quotes. The value will always be rendered as a string.

## Injecting Variables

Variables can be injected in a Hurl file:

- by using [--variable option](#)
- by using [--variables-file option](#)
- by defining environment variables, for instance `HURL_foo=bar`
- by defining variables in an `[[Options]]` section [options](#)

Lets' see how to inject variables, given this test.hurl:

```
GET https://{{host}}/{{id}}/status
HTTP 304

GET https://{{host}}/health
HTTP 200
```

### variable option

Variable can be defined with command line option:

```
$ hurl --variable host=example.net --variable id=1234 test.hurl
```

### variables-file option

We can also define all injected variables in a file:

```
$ hurl --variables-file vars.env test.hurl
```

where vars.env is

```
host=example.net
id=1234
```

### Environment variable

We can use environment variables in the form of HURL\_name=value:

```
$ export HURL_host=example.net
$ export HURL_id=1234
$ hurl test.hurl
```

### Options sections

We can define variables in [Options] section. Variables defined in a section are available for the next requests.

```
GET https://{{host}}/{{id}}/status
[Options]
variable: host=example.net
variable: id=1234
HTTP 304

GET https://{{host}}/health
HTTP 200
```

### Secrets

Secrets are variables which value is redacted from standard error logs (for instance using [--very-verbose](#)) and [reports](#). Secrets are injected through command-line with [--secret option](#):

```
$ hurl --secret token=FooBar test.hurl
```

Values are redacted by *exact matching*: if a secret value is transformed, and you want to redact also

the transformed value, you can add as many secrets as there are transformed values. Even if a secret is not used as a variable, all secrets values will be redacted from messages and logs.

```
$ hurl --secret token=FooBar \
 --secret token_alt_0=F00BAR \
 --secret token_alt_1=foobar \
 test.hurl
```

Secrets **are not redacted** from HTTP responses outputted on standard output as Hurl considers the standard output as the correct unaltered output of a run. With this call `$ hurl --secret token=FooBar test.hurl`, the HTTP response is outputted unaltered and FooBar can appear in the HTTP response. Options that transforms Hurl output on standard output, like [--include](#) or [-json](#) works the same. [JSON report](#) also saves each unaltered HTTP response on disk so extra care must be taken when secrets are in the HTTP response body.

## Templating Body

Variables and functions can be used in [JSON body](#):

```
PUT https://example.org/api/hits
{
 "key0": "{{a_string}}",
 "key1": {{a_bool}},
 "key2": {{a_null}},
 "key3": {{a_number}},
 "key4": "{{newDate}}"
}
```

Note that we're writing a kind of JSON body directly without any delimitation marker. For the moment, [XML body](#) can't use variables directly. In order to templating a XML body, you can use [multiline string body](#) with variables and functions. The multiline string body allows to templating any text based body (JSON, XML, CSV etc...):

Multiline string body delimited by ```:

```
PUT https://example.org/api/hits
Content-Type: application/json
```  
{  
  "key0": "{{a_string}}",  
  "key1": {{a_bool}},  
  "key2": {{a_null}},  
  "key3": {{a_number}},  
  "key4": "{{newDate}}"  
}  
```
```

Variables can be initialized via command line:

```
$ hurl --variable a_string=apple --variable a_bool=true --variable a_null=null --
```

Resulting in a PUT request with the following JSON body:

```
{
 "key0": "apple",
```

```
"key1": true,
"key2": null,
"key3": 42,
"key4": "2024-12-02T13:39:45.936643Z"
}
```

## Grammar

### Definitions

Short description:

- operator | denotes alternative,
- operator \* denotes iteration (zero or more),
- operator + denotes iteration (one or more),

### Syntax Grammar

#### General

##### **hurl-file**

[entry](#)\*  
[lt](#)\*

**entry**(used by [hurl-file](#))

[request](#)  
[response](#)?

**request**(used by [entry](#))

[lt](#)\*  
[method](#) [sp](#) [value-string](#) [lt](#)  
[header](#)\*  
[request-section](#)\*  
[body](#)?

**response**(used by [entry](#))

[lt](#)\*  
[version](#) [sp](#) [status](#) [lt](#)  
[header](#)\*  
[response-section](#)\*  
[body](#)?

**method**(used by [request](#))

[\[A-Z\]](#)+

**version**(used by [response](#))

[HTTP/1.0](#)  
[|HTTP/1.1](#)  
[|HTTP/2](#)  
[|HTTP](#)

**status**(used by [response](#))

[\[0-9\]](#)+

**header**(used by [request](#), [response](#))

[lt](#)\*  
[key-value](#) [lt](#)

**body**(used by [request](#), [response](#))

[lt](#)\*  
[bytes](#) [lt](#)

## Sections

**request-section**(used by [request](#))

[basic-auth-section](#)  
| [query-string-params-section](#)  
| [form-params-section](#)  
| [multipart-form-data-section](#)  
| [cookies-section](#)  
| [options-section](#)

**response-section**(used by [response](#))

[captures-section](#)  
| [asserts-section](#)

**query-string-params-section**(used by [request-section](#))

[lt](#)\*  
( [[QueryStringParams](#)] | [[Query](#)] ) [lt](#)  
[key-value](#)\*

**form-params-section**(used by [request-section](#))

[lt](#)\*  
( [[FormParams](#)] | [[Form](#)] ) [lt](#)  
[key-value](#)\*

**multipart-form-data-section**(used by [request-section](#))

[lt](#)\*  
( [[MultipartFormData](#)] | [[Multipart](#)] ) [lt](#)  
[multipart-form-data-param](#)\*

**cookies-section**(used by [request-section](#))

[lt](#)\*  
[[Cookies](#)] [lt](#)  
[key-value](#)\*

**captures-section**(used by [response-section](#))

[lt](#)\*  
[[Captures](#)] [lt](#)  
[capture](#)\*

**asserts-section**(used by [response-section](#))

[lt](#)\*  
[[Asserts](#)] [lt](#)  
[assert](#)\*

**basic-auth-section**(used by [request-section](#))

[lt](#)\*  
[[BasicAuth](#)] [lt](#)  
[key-value](#)\*

**options-section**(used by [request-section](#))

[lt](#)\*  
[[Options](#)] [lt](#)  
[option](#)\*

**key-value**(used by [header](#), [query-string-params-section](#), [form-params-section](#), [cookies-section](#), [basic-auth-section](#), [multipart-form-data-param](#))  
[key-string](#) : [value-string](#)

**multipart-form-data-param**(used by [multipart-form-data-section](#))

[filename-param](#) | [key-value](#)

**filename-param**(used by [multipart-form-data-param](#))  
[lt](#)\*  
[key-string](#) : [filename-value](#) [lt](#)

**filename-value**(used by [filename-param](#))  
[file](#), [filename](#) ; ([filename-content-type](#))?

**filename-content-type**(used by [filename-value](#))  
[value-string](#)

**capture**(used by [captures-section](#))  
[lt](#)\*  
[key-string](#) : [query](#) ([sp](#) [filter](#))\* ([sp](#) [redact](#))? [lt](#)

**assert**(used by [asserts-section](#))  
[lt](#)\*  
[query](#) ([sp](#) [filter](#))\* [sp](#) [predicate](#) [lt](#)

**option**(used by [options-section](#))  
[lt](#)\*  
([aws-sigv4-option](#) | [ca-certificate-option](#) | [client-certificate-option](#) | [client-key-option](#) | [compressed-option](#) | [connect-to-option](#) | [connect-timeout-option](#) | [delay-option](#) | [follow-redirect-option](#) | [follow-redirect-trusted-option](#) | [header-option](#) | [http10-option](#) | [http11-option](#) | [http2-option](#) | [http3-option](#) | [insecure-option](#) | [ipv4-option](#) | [ipv6-option](#) | [limit-rate-option](#) | [max-redirs-option](#) | [max-time-option](#) | [netrc-option](#) | [netrc-file-option](#) | [netrc-optional-option](#) | [output-option](#) | [path-as-is-option](#) | [pinned-public-key-option](#) | [proxy-option](#) | [repeat-option](#) | [resolve-option](#) | [retry-option](#) | [retry-interval-option](#) | [skip-option](#) | [unix-socket-option](#) | [user-option](#) | [variable-option](#) | [verbose-option](#) | [very-verbose-option](#))

**aws-sigv4-option**(used by [option](#))  
[aws-sigv4](#) : [value-string](#) [lt](#)

**ca-certificate-option**(used by [option](#))  
[cacert](#) : [filename](#) [lt](#)

**client-certificate-option**(used by [option](#))  
[cert](#) : [filename-password](#) [lt](#)

**client-key-option**(used by [option](#))  
[key](#) : [value-string](#) [lt](#)

**compressed-option**(used by [option](#))  
[compressed](#) : [boolean-option](#) [lt](#)

**connect-to-option**(used by [option](#))  
[connect-to](#) : [value-string](#) [lt](#)

**connect-timeout-option**(used by [option](#))  
[connect-timeout](#) : [duration-option](#) [lt](#)

**delay-option**(used by [option](#))  
[delay](#) : [duration-option](#) [lt](#)

**follow-redirect-option**(used by [option](#))  
[location](#) : [boolean-option](#) [lt](#)

**follow-redirect-trusted-option**(used by [option](#))  
[location-trusted](#) : [boolean-option](#) [lt](#)

**header-option**(used by [option](#))  
[header](#) : [value-string](#) [lt](#)

**http10-option**(used by [option](#))  
[http1.0](#) : [boolean-option](#) [lt](#)

**http11-option**(used by [option](#))



**http1.1** : [boolean-option](#) [lt](#)

**http2-option**(used by [option](#))  
**http2** : [boolean-option](#) [lt](#)

**http3-option**(used by [option](#))  
**http3** : [boolean-option](#) [lt](#)

**insecure-option**(used by [option](#))  
**insecure** : [boolean-option](#) [lt](#)

**ipv4-option**(used by [option](#))  
**ipv4** : [boolean-option](#) [lt](#)

**ipv6-option**(used by [option](#))  
**ipv6** : [boolean-option](#) [lt](#)

**limit-rate-option**(used by [option](#))  
**limit-rate** : [integer-option](#) [lt](#)

**max-redirs-option**(used by [option](#))  
**max-redirs** : [integer-option](#) [lt](#)

**max-time-option**(used by [option](#))  
**max-time** : [integer-option](#) [lt](#)

**netrc-option**(used by [option](#))  
**netrc** : [boolean-option](#) [lt](#)

**netrc-file-option**(used by [option](#))  
**netrc-file** : [value-string](#) [lt](#)

**netrc-optional-option**(used by [option](#))  
**netrc-optional** : [boolean-option](#) [lt](#)

**output-option**(used by [option](#))  
**output** : [value-string](#) [lt](#)

**path-as-is-option**(used by [option](#))  
**path-as-is** : [boolean-option](#) [lt](#)

**pinned-public-key-option**(used by [option](#))  
**pinnedpubkey** : [value-string](#) [lt](#)

**proxy-option**(used by [option](#))  
**proxy** : [value-string](#) [lt](#)

**resolve-option**(used by [option](#))  
**resolve** : [value-string](#) [lt](#)

**repeat-option**(used by [option](#))  
**repeat** : [integer-option](#) [lt](#)

**retry-option**(used by [option](#))  
**retry** : [integer-option](#) [lt](#)

**retry-interval-option**(used by [option](#))  
**retry-interval** : [duration-option](#) [lt](#)

**skip-option**(used by [option](#))  
**skip** : [boolean-option](#) [lt](#)

**unix-socket-option**(used by [option](#))  
**unix-socket** : [value-string](#) [lt](#)

**user-option**(used by [option](#))  
**user** : [value-string](#) [lt](#)

**variable-option**(used by [option](#))

`variable` : [variable-definition](#) `lt`

**verbose-option**(used by [option](#))  
`verbose` : [boolean-option](#) `lt`

**very-verbose-option**(used by [option](#))  
`very-verbose` : [boolean-option](#) `lt`

**variable-definition**(used by [variable-option](#))  
`variable-name` = [variable-value](#)

**boolean-option**(used by [compressed-option](#), [follow-redirect-option](#), [follow-redirect-trusted-option](#), [http10-option](#), [http11-option](#), [http2-option](#), [http3-option](#), [insecure-option](#), [ipv4-option](#), [ipv6-option](#), [netrc-option](#), [netrc-optional-option](#), [path-as-is-option](#), [skip-option](#), [verbose-option](#), [very-verbose-option](#))  
[boolean](#)|[placeholder](#)

**integer-option**(used by [limit-rate-option](#), [max-redirs-option](#), [max-time-option](#), [repeat-option](#), [retry-option](#))  
[integer](#)|[placeholder](#)

**duration-option**(used by [connect-timeout-option](#), [delay-option](#), [retry-interval-option](#))  
([integer](#) [duration-unit](#)?)|[placeholder](#)

**duration-unit**(used by [duration-option](#))  
`ms`|`s`|`m`

**variable-value**(used by [variable-definition](#))  
[null](#)  
|[boolean](#)  
|[integer](#)  
|[float](#)  
|[key-string](#)  
|[quoted-string](#)

## Query

**query**(used by [capture](#), [assert](#))  
[status-query](#)  
|[version-query](#)  
|[url-query](#)  
|[ip-query](#)  
|[header-query](#)  
|[certificate-query](#)  
|[cookie-query](#)  
|[body-query](#)  
|[xpath-query](#)  
|[jsonpath-query](#)  
|[regex-query](#)  
|[variable-query](#)  
|[duration-query](#)  
|[bytes-query](#)  
|[sha256-query](#)  
|[md5-query](#)

**status-query**(used by [query](#))  
`status`

**version-query**(used by [query](#))  
`version`

**url-query**(used by [query](#))  
`url`

**ip-query**(used by [query](#))

ip

**header-query**(used by [query](#))

header [sp](#) [quoted-string](#)

**certificate-query**(used by [query](#))

certificate [sp](#) (Subject|Issuer|Start-Date|Expire-Date|Serial-Number)

**cookie-query**(used by [query](#))

cookie [sp](#) [quoted-string](#)

**body-query**(used by [query](#))

body

**xpath-query**(used by [query](#))

xpath [sp](#) [quoted-string](#)

**jsonpath-query**(used by [query](#))

jsonpath [sp](#) [quoted-string](#)

**regex-query**(used by [query](#))

regex [sp](#) ([quoted-string](#)|[regex](#))

**variable-query**(used by [query](#))

variable [sp](#) [quoted-string](#)

**duration-query**(used by [query](#))

duration

**sha256-query**(used by [query](#))

sha256

**md5-query**(used by [query](#))

md5

**bytes-query**(used by [query](#))

bytes

## Predicates

**predicate**(used by [assert](#))

(not [sp](#))? [predicate-func](#)

**predicate-func**(used by [predicate](#))

[equal-predicate](#)

|[not-equal-predicate](#)

|[greater-predicate](#)

|[greater-or-equal-predicate](#)

|[less-predicate](#)

|[less-or-equal-predicate](#)

|[start-with-predicate](#)

|[end-with-predicate](#)

|[contain-predicate](#)

|[match-predicate](#)

|[exist-predicate](#)

|[is-empty-predicate](#)

|[include-predicate](#)

|[integer-predicate](#)

|[float-predicate](#)

|[boolean-predicate](#)

|[string-predicate](#)

|[collection-predicate](#)

|[date-predicate](#)

|[iso-date-predicate](#)

|[is-ipv4-predicate](#)

[|is-ipv6-predicate](#)  
[|is-uuid-predicate](#)

**equal-predicate**(used by [predicate-func](#))  
== [sp](#) [predicate-value](#)

**not-equal-predicate**(used by [predicate-func](#))  
!= [sp](#) [predicate-value](#)

**greater-predicate**(used by [predicate-func](#))  
> [sp](#) ([number](#)|[quoted-string](#)|[placeholder](#))

**greater-or-equal-predicate**(used by [predicate-func](#))  
>= [sp](#) [sp](#)\* ([number](#)|[quoted-string](#)|[placeholder](#))

**less-predicate**(used by [predicate-func](#))  
< [sp](#) ([number](#)|[quoted-string](#)|[placeholder](#))

**less-or-equal-predicate**(used by [predicate-func](#))  
<= [sp](#) ([number](#)|[quoted-string](#)|[placeholder](#))

**start-with-predicate**(used by [predicate-func](#))  
startsWith [sp](#) ([quoted-string](#)|[online-hex](#)|[online-base64](#))

**end-with-predicate**(used by [predicate-func](#))  
endsWith [sp](#) ([quoted-string](#)|[online-hex](#)|[online-base64](#))

**contain-predicate**(used by [predicate-func](#))  
contains [sp](#) [quoted-string](#)

**match-predicate**(used by [predicate-func](#))  
matches [sp](#) ([quoted-string](#)|[regex](#))

**exist-predicate**(used by [predicate-func](#))  
exists

**is-empty-predicate**(used by [predicate-func](#))  
isEmpty

**include-predicate**(used by [predicate-func](#))  
includes [sp](#) [predicate-value](#)

**integer-predicate**(used by [predicate-func](#))  
isInteger

**float-predicate**(used by [predicate-func](#))  
isFloat

**boolean-predicate**(used by [predicate-func](#))  
isBoolean

**string-predicate**(used by [predicate-func](#))  
isString

**collection-predicate**(used by [predicate-func](#))  
isCollection

**date-predicate**(used by [predicate-func](#))  
isDate

**iso-date-predicate**(used by [predicate-func](#))  
isIsoDate

**is-ipv4-predicate**(used by [predicate-func](#))  
isIpv4

**is-ipv6-predicate**(used by [predicate-func](#))  
isIpv6

**is-uuid-predicate**(used by [predicate-func](#))

[isUuid](#)

**predicate-value**(used by [equal-predicate](#), [not-equal-predicate](#), [include-predicate](#))

[boolean](#)

|[multiline-string](#)

|[null](#)

|[number](#)

|[online-string](#)

|[online-base64](#)

|[online-file](#)

|[online-hex](#)

|[quoted-string](#)

|[placeholder](#)

## Bytes

**bytes**(used by [body](#))

[json-value](#)

|[xml](#)

|[multiline-string](#)

|[online-string](#)

|[online-base64](#)

|[online-file](#)

|[online-hex](#)

**xml**(used by [bytes](#))

< To Be Defined >

**online-base64**(used by [start-with-predicate](#), [end-with-predicate](#), [predicate-](#)

[value](#), [bytes](#))

[base64](#), [\[A-Z0-9+== \n\]+](#) ;

**online-file**(used by [predicate-value](#), [bytes](#))

[file](#), [filename](#) ;

**online-hex**(used by [start-with-predicate](#), [end-with-predicate](#), [predicate-](#)  
[value](#), [bytes](#))

[hex](#), [hexdigit\\*](#) ;

## Strings

**quoted-string**(used by [variable-value](#), [header-query](#), [cookie-query](#), [xpath-](#)  
[query](#), [jsonpath-query](#), [regex-query](#), [variable-query](#), [greater-predicate](#), [greater-or-](#)  
[equal-predicate](#), [less-predicate](#), [less-or-equal-predicate](#), [start-with-](#)  
[predicate](#), [end-with-predicate](#), [contain-predicate](#), [match-predicate](#), [predicate-](#)  
[value](#), [format-filter](#), [jsonpath-filter](#), [regex-filter](#), [replace-filter](#), [replace-regex-](#)  
[filter](#), [split-filter](#), [to-date-filter](#), [url-query-param-filter](#), [xpath-filter](#))

" ([quoted-string-content](#) | [placeholder](#) ) \* "

**quoted-string-content**(used by [quoted-string](#))

([quoted-string-text](#) | [quoted-string-escaped-char](#) ) \*

**quoted-string-text**(used by [quoted-string-content](#))

~["\]+

**quoted-string-escaped-char**(used by [quoted-string-content](#))

\ (" | \ | \b | \f | \n | \r | \t | \u [unicode-char](#) )

**key-string**(used by [key-value](#), [filename-param](#), [capture](#), [variable-value](#))

([key-string-content](#) | [placeholder](#) ) +

**key-string-content**(used by [key-string](#))

```

(key-string-text|key-string-escaped-char)*

key-string-text(used by key-string-content)
(alphanum|_|-|.|[|]|@|$)+

key-string-escaped-char(used by key-string-content)
\ (#|:|\\|b|f|n|r|t|u unicode-char)

value-string(used by request, key-value, filename-content-type, aws-sigv4-option, client-key-option, connect-to-option, header-option, netrc-file-option, output-option, pinned-public-key-option, proxy-option, resolve-option, unix-socket-option, user-option)
(value-string-content|placeholder)*

value-string-content(used by value-string)
(value-string-text|value-string-escaped-char)*

value-string-text(used by value-string-content)
~[#\n\\]+

value-string-escaped-char(used by value-string-content)
\ (#|:|\\|b|f|n|r|t|u unicode-char)

oneline-string(used by predicate-value, bytes)
`(oneline-string-content|placeholder)*`

oneline-string-content(used by oneline-string)
(oneline-string-text|oneline-string-escaped-char)*

oneline-string-text(used by oneline-string-content)
~[#\n\\] ~`

oneline-string-escaped-char(used by oneline-string-content)
\ (`|#|\\|b|f|u unicode-char)

multiline-string(used by predicate-value, bytes)
``` multiline-string-type? (, multiline-string-attribute)* lt
(multiline-string-content|placeholder)* lt
```

multiline-string-type(used by multiline-string)
base64
|hex
|json
|xml
|graphql

multiline-string-attribute(used by multiline-string)
escape
|novariable

multiline-string-content(used by multiline-string)
(multiline-string-text|multiline-string-escaped-char)*

multiline-string-text(used by multiline-string-content)
~[\\]+ ~```

multiline-string-escaped-char(used by multiline-string-content)
\ (\\|b|f|n|r|t|`|u unicode-char)

filename(used by filename-value, ca-certificate-option, oneline-file)
(filename-content|placeholder)*

filename-content(used by filename)
(filename-text|filename-escaped-char)*

filename-text(used by filename-content)
~[#;{} \n\r\\]+

```

**filename-escaped-char**(used by [filename-content](#))

`\ (\\|b|f|n|r|t|#|;| |{|}|u unicode-char)`

**filename-password**(used by [client-certificate-option](#))

`(filename-password-content|placeholder)*`

**filename-password-content**(used by [filename-password](#))

`(filename-password-text|filename-password-escaped-char)*`

**filename-password-text**(used by [filename-password-content](#))

`~[#;{} \n\r\\]+`

**filename-password-escaped-char**(used by [filename-password-content](#))

`\ (\\|b|f|n|r|t|#|;| |{|}|:|u unicode-char)`

**unicode-char**(used by [quoted-string-escaped-char](#), [key-string-escaped-char](#), [value-string-escaped-char](#), [oneline-string-escaped-char](#), [multiline-string-escaped-char](#), [filename-escaped-char](#), [filename-password-escaped-char](#))

`{ hexdigit+ }`

## JSON

**json-value**(used by [bytes](#), [json-key-value](#), [json-array](#))

`placeholder  
|json-object  
|json-array  
|json-string  
|json-number  
|boolean  
|null`

**json-object**(used by [json-value](#))

`{ json-key-value (, json-key-value)* }`

**json-key-value**(used by [json-object](#))

`json-string : json-value`

**json-array**(used by [json-value](#))

`[ json-value (, json-value)* ]`

**json-string**(used by [json-value](#), [json-key-value](#))

`" (json-string-content|placeholder)* "`

**json-string-content**(used by [json-string](#))

`json-string-text|json-string-escaped-char`

**json-string-text**(used by [json-string-content](#))

`~["\\]`

**json-string-escaped-char**(used by [json-string-content](#))

`\ ("|\\|b|f|n|r|t|u hexdigit hexdigit hexdigit hexdigit)`

**json-number**(used by [json-value](#))

`[ - ]? json-integer fraction? exponent?`

**json-integer**(used by [json-number](#))

`0|[1-9] digit*`

## Expression

**placeholder**(used by [boolean-option](#), [integer-option](#), [duration-option](#), [greater-predicate](#), [greater-or-equal-predicate](#), [less-predicate](#), [less-or-equal-predicate](#), [predicate-value](#), [quoted-string](#), [key-string](#), [value-string](#), [oneline-string](#), [multiline-string](#), [filename](#), [filename-password](#), [json-value](#), [json-](#)

[string](#), [nth-filter](#))  
[{{ expr }}](#)

**expr**(used by [placeholder](#))  
([variable-name|function](#)) ([sp filter](#))\*

**variable-name**(used by [variable-definition](#), [expr](#))  
[\[A-Za-z\] \[A-Za-z\\_-0-9\]\\*](#)

## Function

**function**(used by [expr](#))  
[env-function](#)  
| [now-function](#)  
| [uuid-function](#)

**env-function**(used by [function](#))  
[getEnv](#)

**now-function**(used by [function](#))  
[newDate](#)

**uuid-function**(used by [function](#))  
[newUuid](#)

## Filter

**filter**(used by [capture](#), [assert](#), [expr](#))  
[base64-decode-filter](#)  
| [base64-encode-filter](#)  
| [base64-url-safe-decode-filter](#)  
| [base64-url-safe-encode-filter](#)  
| [count-filter](#)  
| [days-after-now-filter](#)  
| [days-before-now-filter](#)  
| [decode-filter](#)  
| [first-filter](#)  
| [format-filter](#)  
| [html-escape-filter](#)  
| [html-unescape-filter](#)  
| [jsonpath-filter](#)  
| [last-filter](#)  
| [location-filter](#)  
| [nth-filter](#)  
| [regex-filter](#)  
| [replace-filter](#)  
| [replace-regex-filter](#)  
| [split-filter](#)  
| [to-date-filter](#)  
| [to-float-filter](#)  
| [to-hex-filter](#)  
| [to-int-filter](#)  
| [to-string-filter](#)  
| [url-decode-filter](#)  
| [url-encode-filter](#)  
| [url-query-param-filter](#)  
| [xpath-filter](#)

**base64-decode-filter**(used by [filter](#))  
[base64Decode](#)

**base64-encode-filter**(used by [filter](#))  
[base64Encode](#)



**base64-url-safe-decode-filter**(used by [filter](#))  
base64UrlSafeDecode

**base64-url-safe-encode-filter**(used by [filter](#))  
base64UrlSafeEncode

**count-filter**(used by [filter](#))  
count

**days-after-now-filter**(used by [filter](#))  
daysAfterNow

**days-before-now-filter**(used by [filter](#))  
daysBeforeNow

**decode-filter**(used by [filter](#))  
decode

**first-filter**(used by [filter](#))  
first

**format-filter**(used by [filter](#))  
format [sp](#) [quoted-string](#)

**html-escape-filter**(used by [filter](#))  
htmlEscape

**html-unescape-filter**(used by [filter](#))  
htmlUnescape

**jsonpath-filter**(used by [filter](#))  
jsonpath [sp](#) [quoted-string](#)

**last-filter**(used by [filter](#))  
last

**location-filter**(used by [filter](#))  
location

**nth-filter**(used by [filter](#))  
nth [sp](#) ([integer](#)|[placeholder](#))

**regex-filter**(used by [filter](#))  
regex [sp](#) ([quoted-string](#)|[regex](#))

**replace-filter**(used by [filter](#))  
replace [sp](#) [quoted-string](#) [sp](#) [quoted-string](#)

**replace-regex-filter**(used by [filter](#))  
replaceRegex [sp](#) ([quoted-string](#)|[regex](#)) [sp](#) [quoted-string](#)

**split-filter**(used by [filter](#))  
split [sp](#) [quoted-string](#)

**to-date-filter**(used by [filter](#))  
toDate [sp](#) [quoted-string](#)

**to-float-filter**(used by [filter](#))  
toFloat

**to-hex-filter**(used by [filter](#))  
toHex

**to-int-filter**(used by [filter](#))  
toInt

**to-string-filter**(used by [filter](#))  
toString

**url-decode-filter**(used by [filter](#))  
[urlDecode](#)

**url-encode-filter**(used by [filter](#))  
[urlEncode](#)

**url-query-param-filter**(used by [filter](#))  
[urlQueryParam](#) [sp](#) [quoted-string](#)

**xpath-filter**(used by [filter](#))  
[xpath](#) [sp](#) [quoted-string](#)

## Lexical Grammar

**boolean**(used by [boolean-option](#), [variable-value](#), [predicate-value](#), [json-value](#))  
[true](#)|[false](#)

**null**(used by [variable-value](#), [predicate-value](#), [json-value](#))  
[null](#)

**alphanum**(used by [key-string-text](#))  
[\[A-Za-z0-9\]](#)

**integer**(used by [integer-option](#), [duration-option](#), [variable-value](#), [nth-filter](#), [float](#), [number](#))  
[digit](#)<sup>+</sup>

**float**(used by [variable-value](#), [number](#))  
[integer](#) [fraction](#)

**number**(used by [greater-predicate](#), [greater-or-equal-predicate](#), [less-predicate](#), [less-or-equal-predicate](#), [predicate-value](#))  
[integer](#)|[float](#)

**digit**(used by [json-integer](#), [integer](#), [fraction](#), [exponent](#))  
[\[0-9\]](#)

**hexdigit**(used by [online-hex](#), [unicode-char](#), [json-string-escaped-char](#))  
[\[0-9A-Fa-f\]](#)

**fraction**(used by [json-number](#), [float](#))  
[.](#) [digit](#)<sup>+</sup>

**exponent**(used by [json-number](#))  
[\(e|E\)](#) [\(+|-\)?](#) [digit](#)<sup>+</sup>

**sp**(used by [request](#), [response](#), [capture](#), [assert](#), [header-query](#), [certificate-query](#), [cookie-query](#), [xpath-query](#), [jsonpath-query](#), [regex-query](#), [variable-query](#), [predicate](#), [equal-predicate](#), [not-equal-predicate](#), [greater-predicate](#), [greater-or-equal-predicate](#), [less-predicate](#), [less-or-equal-predicate](#), [start-with-predicate](#), [end-with-predicate](#), [contain-predicate](#), [match-predicate](#), [include-predicate](#), [expr](#), [format-filter](#), [jsonpath-filter](#), [nth-filter](#), [regex-filter](#), [replace-filter](#), [replace-regex-filter](#), [split-filter](#), [to-date-filter](#), [url-query-param-filter](#), [xpath-filter](#), [lt](#))  
[\[ \t\]](#)

**lt**(used by [hurl-file](#), [request](#), [response](#), [header](#), [body](#), [query-string-params-section](#), [form-params-section](#), [multipart-form-data-section](#), [cookies-section](#), [captures-section](#), [asserts-section](#), [basic-auth-section](#), [options-section](#), [filename-param](#), [capture](#), [assert](#), [option](#), [aws-sigv4-option](#), [ca-certificate-option](#), [client-certificate-option](#), [client-key-option](#), [compressed-option](#), [connect-to-option](#), [connect-timeout-option](#), [delay-option](#), [follow-redirect-option](#), [follow-redirect-trusted-option](#), [header-option](#), [http10-option](#), [http11-option](#), [http2-option](#), [http3-option](#), [insecure-option](#), [ipv4-option](#), [ipv6-option](#), [limit-rate-option](#), [max-redirs-option](#), [max-time-option](#), [netrc-option](#), [netrc-file-option](#), [netrc-optional-option](#), [output-option](#), [path-as-is-option](#), [pinned-public-key-option](#), [proxy-](#)

[option](#), [resolve-option](#), [repeat-option](#), [retry-option](#), [retry-interval-option](#), [skip-option](#), [unix-socket-option](#), [user-option](#), [variable-option](#), [verbose-option](#), [very-verbose-option](#), [multiline-string](#))

`sp* comment? [\n]?`

**comment**(used by [lt](#))

`# ~[\n]*`

**regex**(used by [regex-query](#), [match-predicate](#), [regex-filter](#), [replace-regex-filter](#))

`/ regex-content /`

**regex-content**(used by [regex](#))

`(regex-text|regex-escaped-char)*`

**regex-text**(used by [regex-content](#))

`~[\n\/]+`

**regex-escaped-char**(used by [regex-content](#))

`\ ~[\n]`

# Resources

## License

Apache License  
Version 2.0, January 2004  
<http://www.apache.org/licenses/>

### TERMS AND CONDITIONS FOR USE, REPRODUCTION, AND DISTRIBUTION

#### 1. Definitions.

"License" shall mean the terms and conditions for use, reproduction, and distribution as defined by Sections 1 through 9 of this document.

"Licensor" shall mean the copyright owner or entity authorized by the copyright owner that is granting the License.

"Legal Entity" shall mean the union of the acting entity and all other entities that control, are controlled by, or are under common control with that entity. For the purposes of this definition, "control" means (i) the power, direct or indirect, to cause the direction or management of such entity, whether by contract or otherwise, or (ii) ownership of fifty percent (50%) or more of the outstanding shares, or (iii) beneficial ownership of such entity.

"You" (or "Your") shall mean an individual or Legal Entity exercising permissions granted by this License.

"Source" form shall mean the preferred form for making modifications, including but not limited to software source code, documentation source, and configuration files.

"Object" form shall mean any form resulting from mechanical transformation or translation of a Source form, including but not limited to compiled object code, generated documentation, and conversions to other media types.

"Work" shall mean the work of authorship, whether in Source or Object form, made available under the License, as indicated by a copyright notice that is included in or attached to the work (an example is provided in the Appendix below).

"Derivative Works" shall mean any work, whether in Source or Object form, that is based on (or derived from) the Work and for which the editorial revisions, annotations, elaborations, or other modifications represent, as a whole, an original work of authorship. For the purposes of this License, Derivative Works shall not include works that remain separable from, or merely link (or bind by name) to the interfaces of, the Work and Derivative Works thereof.

"Contribution" shall mean any work of authorship, including the original version of the Work and any modifications or additions to that Work or Derivative Works thereof, that is intentionally submitted to Licensor for inclusion in the Work by the copyright owner or by an individual or Legal Entity authorized to submit on behalf of the copyright owner. For the purposes of this definition, "submitted" means any form of electronic, verbal, or written communication sent to the Licensor or its representatives, including but not limited to communication on electronic mailing lists, source code control systems, and issue tracking systems that are managed by, or on behalf of, the Licensor for the purpose of discussing and improving the Work, but excluding communication that is conspicuously marked or otherwise designated in writing by the copyright owner as "Not a Contribution."

"Contributor" shall mean Licensor and any individual or Legal Entity on behalf of whom a Contribution has been received by Licensor and subsequently incorporated within the Work.

2. Grant of Copyright License. Subject to the terms and conditions of this License, each Contributor hereby grants to You a perpetual, worldwide, non-exclusive, no-charge, royalty-free, irrevocable copyright license to reproduce, prepare Derivative Works of, publicly display, publicly perform, sublicense, and distribute the Work and such Derivative Works in Source or Object form.
3. Grant of Patent License. Subject to the terms and conditions of this License, each Contributor hereby grants to You a perpetual, worldwide, non-exclusive, no-charge, royalty-free, irrevocable (except as stated in this section) patent license to make, have made, use, offer to sell, sell, import, and otherwise transfer the Work, where such license applies only to those patent claims licensable by such Contributor that are necessarily infringed by their Contribution(s) alone or by combination of their Contribution(s) with the Work to which such Contribution(s) was submitted. If You institute patent litigation against any entity (including a cross-claim or counterclaim in a lawsuit) alleging that the Work or a Contribution incorporated within the Work constitutes direct or contributory patent infringement, then any patent licenses granted to You under this License for that Work shall terminate as of the date such litigation is filed.
4. Redistribution. You may reproduce and distribute copies of the Work or Derivative Works thereof in any medium, with or without modifications, and in Source or Object form, provided that You meet the following conditions:
  - (a) You must give any other recipients of the Work or Derivative Works a copy of this License; and
  - (b) You must cause any modified files to carry prominent notices stating that You changed the files; and
  - (c) You must retain, in the Source form of any Derivative Works that You distribute, all copyright, patent, trademark, and attribution notices from the Source form of the Work, excluding those notices that do not pertain to any part of the Derivative Works; and
  - (d) If the Work includes a "NOTICE" text file as part of its distribution, then any Derivative Works that You distribute must include a readable copy of the attribution notices contained within such NOTICE file, excluding those notices that do not pertain to any part of the Derivative Works, in at least one of the following places: within a NOTICE text file distributed as part of the Derivative Works; within the Source form or documentation, if provided along with the Derivative Works; or, within a display generated by the Derivative Works, if and wherever such third-party notices normally appear. The contents of the NOTICE file are for informational purposes only and do not modify the License. You may add Your own attribution notices within Derivative Works that You distribute, alongside or as an addendum to the NOTICE text from the Work, provided that such additional attribution notices cannot be construed as modifying the License.

You may add Your own copyright statement to Your modifications and may provide additional or different license terms and conditions for use, reproduction, or distribution of Your modifications, or for any such Derivative Works as a whole, provided Your use, reproduction, and distribution of the Work otherwise complies with the conditions stated in this License.
5. Submission of Contributions. Unless You explicitly state otherwise, any Contribution intentionally submitted for inclusion in the Work by You to the Licensor shall be under the terms and conditions of this License, without any additional terms or conditions. Notwithstanding the above, nothing herein shall supersede or modify the terms of any separate license agreement you may have executed with Licensor regarding such Contributions.
6. Trademarks. This License does not grant permission to use the trade names, trademarks, service marks, or product names of the Licensor,

except as required for reasonable and customary use in describing the origin of the Work and reproducing the content of the NOTICE file.

7. Disclaimer of Warranty. Unless required by applicable law or agreed to in writing, Licensor provides the Work (and each Contributor provides its Contributions) on an "AS IS" BASIS, WITHOUT WARRANTIES OR CONDITIONS OF ANY KIND, either express or implied, including, without limitation, any warranties or conditions of TITLE, NON-INFRINGEMENT, MERCHANTABILITY, or FITNESS FOR A PARTICULAR PURPOSE. You are solely responsible for determining the appropriateness of using or redistributing the Work and assume any risks associated with Your exercise of permissions under this License.
8. Limitation of Liability. In no event and under no legal theory, whether in tort (including negligence), contract, or otherwise, unless required by applicable law (such as deliberate and grossly negligent acts) or agreed to in writing, shall any Contributor be liable to You for damages, including any direct, indirect, special, incidental, or consequential damages of any character arising as a result of this License or out of the use or inability to use the Work (including but not limited to damages for loss of goodwill, work stoppage, computer failure or malfunction, or any and all other commercial damages or losses), even if such Contributor has been advised of the possibility of such damages.
9. Accepting Warranty or Additional Liability. While redistributing the Work or Derivative Works thereof, You may choose to offer, and charge a fee for, acceptance of support, warranty, indemnity, or other liability obligations and/or rights consistent with this License. However, in accepting such obligations, You may act only on Your own behalf and on Your sole responsibility, not on behalf of any other Contributor, and only if You agree to indemnify, defend, and hold each Contributor harmless for any liability incurred by, or claims asserted against, such Contributor by reason of your accepting any such warranty or additional liability.

END OF TERMS AND CONDITIONS

APPENDIX: How to apply the Apache License to your work.

To apply the Apache License to your work, attach the following boilerplate notice, with the fields enclosed by brackets "[]" replaced with your own identifying information. (Don't include the brackets!) The text should be enclosed in the appropriate comment syntax for the file format. We also recommend that a file or class name and description of purpose be included on the same "printed page" as the copyright notice for easier identification within third-party archives.

Copyright 2021 Hurl

Licensed under the Apache License, Version 2.0 (the "License");  
you may not use this file except in compliance with the License.  
You may obtain a copy of the License at

<http://www.apache.org/licenses/LICENSE-2.0>

Unless required by applicable law or agreed to in writing, software distributed under the License is distributed on an "AS IS" BASIS, WITHOUT WARRANTIES OR CONDITIONS OF ANY KIND, either express or implied. See the License for the specific language governing permissions and limitations under the License.